




2024

ANNUAL REPORT

COMMITMENT | INTEGRITY | SERVICE | TEAMWORK



In Memory

We dedicate this annual report in memory of Robert E. Anderson of Houlton, a longtime director and steadfast supporter of the Bank. Serving on our Board from 1989 to 2019, Bob brought wisdom, leadership, and an unwavering commitment to our mission.

His career at F.A. Peabody Company, the family-owned insurance and real estate agency he joined in 1961, exemplified his dedication to business and his local community. As President from 1967 to 1994 and later as Chairman, he played a pivotal role in growing FAPCO into what it is today.

We are deeply grateful for his years of service, insight, and generosity. Bob's legacy will always remain a part of Katahdin Trust.





106

**YEARS IN
BUSINESS**
1918–2024

FINANCIAL HIGHLIGHTS AS OF 12/31/24

KTHN STOCK

\$25.00

TOTAL ASSETS

\$1.08
BILLION

NET INCOME

\$8.06
MILLION

RETURN ON AVG EQUITY

8.96%

EARNINGS PER SHARE

\$2.53

TOTAL DEPOSITS

\$927
MILLION

DEAR FELLOW SHAREHOLDERS,

2024 Financial Recap

2024 brought both challenges and opportunities that shaped our performance. We remained committed to our strategic vision, adapting to change while continuing to invest in our future. While net income of \$8,064,000 trailed earnings for the prior year, Katahdin Bankshares Corp. achieved several positive outcomes in 2024, including a record high for total assets, growth in our loan portfolio, increased deposits, the retirement of \$12 million in holding company Senior Notes, and providing liquidity to shareholders of \$632,000 utilizing our Stock Buyback Program. Return on Average Assets equaled 0.77% and Return on Average Common Equity stood at 8.96%.

Net interest income declined by \$520,000 for 2024 from 2023, as funding costs rose faster than our assets could reprice higher. While our net interest margin declined year over year, we started to see a reversal in the second half of 2024, which is a good sign as we begin the new year.

Non-interest income rose \$433,000. Non-interest expense continued to rise, mainly attributable to salary and benefits increases. We are actively managing non-interest expense to reduce the rate of increase.

The balance sheet grew by \$46,068,000 in 2024. Loans rose \$25,559,000, while total deposits grew \$33,617,000. Core deposit growth remains a strong focus of all our employees, as such deposits lower our cost of funds and increase our net interest margin, leading to stronger results. Pricing on the loan portfolio remained quite good, as our staff did a good job of obtaining what we feel are quality assets at positive yields.

Asset quality remained solid for the year. The new Current Expected Credit Losses methodology utilized by banks to provide for potential credit losses has introduced more volatility in the timing and amount of reserves set aside. Still, management feels comfortable with the reserve level.

In addition to returning increased dividends to shareholders in 2024 over 2023, our capital levels remain strong, and we are well-capitalized by regulatory authorities. Our present goal is to further increase dividends in 2025.

Further detailed commentary on our financials appears in this report's Results of Operations section.

Mission and Values

Throughout 2024, our board and employees worked to update and revise our mission statement to a more concise and pertinent one. In addition, an employee group fleshed out and codified our long-standing core values: commitment, integrity, service, and teamwork. We are further incorporating these values into our culture and daily activities and will continue to do so as we strive to live them each day and through every interaction. This has been a very beneficial exercise for the Company and one I think will lead to a more cohesive and mission-driven workforce.

Shareholder Meeting and Voting

We are excited to invite you to our Annual Shareholders' Meeting, scheduled for Monday, May 5, 2025, at 11:00 a.m. The event will take place at the Center for Community Health Education at Houlton Regional Hospital. If you are unable to join us in person, we encourage you to take part by casting your proxy vote. Voting is quick and easy, with options available online, by mail, or over the phone. Your participation is important and only takes a few moments.

Achievements

It is with pride that I share some of our key accomplishments from 2024. For the third time, we were recognized as a Best Place for Working Parents®, and for the seventh consecutive year, we earned a spot on the Best Places to Work in Maine list. Attracting and retaining top talent is essential to our success, and fostering a family-friendly, engaging workplace enables us to build and sustain a strong, dedicated team.

Supporting Our Team and Communities

Reflecting on the past year, I am delighted to highlight the growth and contributions of our team. In 2024, we promoted 24 employees across various departments into advanced roles and welcomed four new officers to our commercial services, collections, and credit teams. Beyond our workplace, our commitment to the community remained steadfast. Our employees and directors generously volunteered 5,361 hours, supporting 196 organizations throughout Maine. This included financial literacy initiatives that reached nearly 1,100 learners, empowering them with valuable knowledge and skills.

Looking Ahead

As we move into 2025, our focus remains on approaching each day with integrity and a commitment to better our team, customers, communities, and shareholders. We aim to exceed customer expectations and expand our digital banking services to enhance convenience and accessibility, invest in innovative technologies to improve efficiency, and continue fostering a workplace culture that attracts and retains top talent. Additionally, we will deepen our commitment to community engagement by supporting local initiatives that promote financial education and economic growth. Together, we look forward to achieving new milestones and driving long-term success.

As always, if you have questions regarding the Company or this report, feel free to contact us.



Sincerely,

A handwritten signature in blue ink, appearing to read 'Jon J. Prescott', written over a light blue circular background.

Jon J. Prescott
President & CEO

MISSION STATEMENT

Approach each day with integrity and a commitment to better our team, customers, communities, and shareholders.

OUR CORE VALUES



Commitment

Seeing what we do to the finish



Integrity

Trust is in our name




Service

It is what we do



Teamwork

Together, we win



BOARD OF DIRECTORS



STEVEN L. RICHARDSON
CHAIRMAN
*Partner, Richardson's
Hardware*
Patten, Maine
DIRECTOR SINCE 1978



RICHARD J. YORK, SR.
VICE CHAIRMAN
Owner, York's of Houlton
Houlton, Maine
DIRECTOR SINCE 1997



JON J. PRESCOTT
PRESIDENT & CEO
*Katahdin Bankshares Corp.
and Katahdin Trust Company*
Houlton, Maine
DIRECTOR SINCE 1997



KEITH P. BOURGOIN, CPA
*Managing Partner, Haverlock,
Estey & Curran, LLC*
Hampden, Maine
DIRECTOR SINCE 2018



BENJAMIN D. CARLISLE
President, Prentiss & Carlisle
Bangor, Maine
DIRECTOR SINCE 2023



RICHARD B. HARNUM, JR.
President, Harnum Holdings
Hampden, Maine
DIRECTOR SINCE 2017



JULIE A. LIBBY
*Retired from the asset
management industry*
Presque Isle, Maine
DIRECTOR SINCE 2023



**MARIANNA PUTNAM
LIDDELL, ESQ.**
Partner, Pierce Atwood LLP
Yarmouth, Maine
DIRECTOR SINCE 2018




KIMBERLEY A. NILES
*Owner and Director, State
of Granite, LLC*
Atkinson, New Hampshire
DIRECTOR SINCE 2015



PAUL R. POWERS
*President, Powers Roofing
& Sheet Metal, Inc. and
B.J.J. Powers Enterprises*
Caribou, Maine
DIRECTOR SINCE 2000

CORE VALUES



Commitment

**SEEING WHAT WE
DO TO THE FINISH**

- Foster engagement
- Follow through
- Go the extra mile

EXECUTIVE MANAGEMENT TEAM



JON J. PRESCOTT
PRESIDENT
Chief Executive Officer



NATASHA R. MCCARTHY, SHRM-CP
EXECUTIVE VICE PRESIDENT
Chief Human Resources Officer



MATTHEW M. NIGHTINGALE
EXECUTIVE VICE PRESIDENT
Treasurer & Chief Financial Officer



KRISTA K. PUTNAM, CFMP
EXECUTIVE VICE PRESIDENT
Chief Marketing Officer



ANGELA L. TENNETT
EXECUTIVE VICE PRESIDENT
Chief Banking Officer

OUR CULTURE

Our 183 employees work together across various departments, including accounting, commercial, customer service, data processing, human resources, information technology, lending, marketing, retail, and operations. Each department strives for a common goal of helping our customers with their financial goals while achieving the highest level of customer satisfaction possible.

We are committed to supporting our employees' professional and personal needs by promoting from within and providing an excellent benefits package and family-friendly policies. It was an honor to be named one of the 2024 Best Places to Work in Maine and Best Place for Working Parents®.

Whether through direct financial support, in-kind donations, or volunteer time by our employees and board of directors, our support of charitable initiatives focuses on programs that we believe can have a meaningful impact on our communities.

CORE VALUES



Integrity

TRUST IS IN
OUR NAME

- Remain accountable for our actions
- Communicate openly and honestly while protecting everyone's privacy
- Adhere to high ethical practices



Work with us



Bank with us

We're proud to be recognized for our company spirit, benefits package, and family-friendly policies that support our employees and their families.



**Best Places to
Work in ME**



OFFICERS

As of 1/31/2025

James Amabile, VP
Commercial Services Officer
Maine Financial Group

Tori Barber, VP
Training Manager

Annette Beaton, VP
Community Banking Officer

Bradley Berthiaume, SVP
Financial Consultant
Katahdin Financial Services

Adam Bither, VP
Financial Consultant
Katahdin Financial Services

Cindy Boot, AVP
Commercial Services Officer

Alexis Brown
Branch Manager &
Community Banking Officer

Jennifer Cadigan
Branch Manager &
Community Banking Officer

Aaron Cannan, SVP
Commercial Services Officer

Lauren Carpenter
Branch Manager &
Community Banking Officer

Samuel Clockedile, VP
Marketing Officer

Albert "Joe" Clukey II, VP
Community Banking Officer

Tabitha Corey, AVP
Quality Control Loan Analyst

Melissa Dahlgren, VP
Community Banking Team Leader

Jessica Dahms, AVP
Commercial Loan Processing Manager

Tory Delano
Senior Credit Analyst &
Department Manager

Scott Dillon, VP
Managed Assets Officer

Nicholas DiMatteo, SVP
Commercial Services Officer

Janet Doak, AVP
Branch Manager &
Community Banking Officer

Thomas Dwyer, AVP
Commercial Services Officer

Eunice Fish
Branch Manager &
Community Banking Officer

Sue Fox, AVP
Appraisal Department Manager

Whitney Francis
Bank Operations Officer

Angela Franck, AVP
Branch Manager &
Community Banking Officer

Sarah Gardiner, AVP
Bank Financial Analyst

Leslie Gardner, SVP
Retail Lending

Allissa Given, AVP
Branch Manager &
Community Banking Officer

Candice Glover
Technical Training &
Implementation Officer

Alison Gould, AVP
Commercial Services Officer

Casey Gove
Data Security Officer

Billi Griffeth, SVP
Community Banking

Blake Hamel, AVP
Commercial Services Officer
Maine Financial Group

Searra Herbert
Community Banking Officer &
Cash Management Specialist

Katherine Hill, SVP
Bank Operations Manager

Justin Jamison, SVP
Commercial Services Officer

Russell Johnston, VP
Commercial Services Officer

Michaela King
Community Banking Officer &
Cash Management Specialist

Rebecca Kord, VP
Community Banking Team Leader

Teresa Lincoln
Executive Assistant

William Lucy, VP
Managed Assets

Tannis Lundin
Bank Operations Officer

Susan Lunn, SVP
Compliance Officer

Jeremy MacArthur
Network Administration Officer

Karyn MacLeod, VP
Commercial Services Officer

Susan McCarthy, VP
Commercial Services Officer &
Maine Financial Group Manager

James Nelson, VP
Commercial Services Officer

Patricia Perry
Accountant

Kevin Plourde, SVP
Credit Administrator

Joseph Porter, SVP
Controller

Barrett Potter, VP
Internal Control &
Information Security Officer

Andrew Putnam, SVP
Chief Information Officer

Michelle Ritcheson, SVP
Senior Credit Officer

Craig Robinson, VP
Commercial Services Officer

Jasmine Rockwell, AVP
Loan Operations Manager

Scott Rossignol, AVP
System Administrator

Sarah Silliboy, VP
BSA Officer

Peggy Smith, VP
Branch Manager &
Community Banking Officer

Craig Staples, VP
Commercial Services Officer

Cynthia Thompson
Senior Credit Analyst

Pamela Ward, VP
Credit Control

Jessica Weeks, AVP
Deposit Operations Manager

Danelle Weston, VP
Retail Underwriting Manager

Julie Winslow
Credit Control Officer

Miranda Wotton, VP
Electronic Banking &
Cash Management

CORE VALUES



Service

IT IS WHAT WE DO

- Exceed customer expectations
- Listen to understand, not to respond
- Adapt quickly



2024 EMPLOYEE & COMMUNITY IMPACT

407
LOCAL NON-PROFIT
ORGANIZATIONS
SUPPORTED

\$2,500
RAISED THROUGH EMPLOYEE
DONATIONS FOR
ANAH TEMPLE SHRINERS

\$102K
TOTAL DOWN PAYMENT
ASSISTANCE FOR
5 FIRST-TIME HOMEBUYERS

\$330K
TOTAL GIVING

1,095
STUDENTS LEARNED ABOUT
FINANCIAL LITERACY
AND GOOD MONEY HABITS
FROM OUR EMPLOYEES

5,300+
VOLUNTEER HOURS



2024
COMMITMENT TO COMMUNITY

Top of the Mountain Award

Lindsay Corey

Lindsay joined Katahdin Trust in 2005 as a Part-Time Proof Operator at our Operations Center in Houlton and currently serves as Client Services Support Specialist. In her spare time, Lindsay helps with the Houlton Little League and BigRock ski teams in Mars Hill.

Congratulations, Lindsay, on receiving this award and for your commitment to making a positive impact on your local community.

Community Banking at its Best!

SINCE 1918.



CORE VALUES



Teamwork

TOGETHER, WE WIN

- Work together to achieve our goals
- Support one another
- Value all input



SELECTED FINANCIAL DATA

The summary consolidated financial and other data should be read in conjunction with, and is qualified in its entirety by, the Company's current and prior years' annual reports and regulatory filings. Dollars in thousands, except share and per share data.

As of or for the Years Ended December 31,	2024	2023	2022	2021	2020
Balance Sheet Data					
Total assets	\$ 1,080,314	\$ 1,034,246	\$ 983,538	\$ 940,499	\$ 937,007
Total investments ⁽¹⁾	151,766	156,070	147,736	111,739	95,973
Total loans	824,552	798,993	749,522	730,303	746,593
Allowance for credit losses on loans	(8,298)	(7,975)	(7,428)	(7,803)	(7,454)
Total deposits	926,998	893,381	857,566	820,187	809,024
Shareholders' equity	91,797	87,806	79,664	83,604	76,202
Summary of Operations					
Interest and dividend income	\$ 52,686	\$ 46,468	\$ 36,163	\$ 34,735	\$ 36,373
Interest expense	18,779	12,041	4,169	4,066	6,443
Net interest income	33,907	34,427	31,994	30,669	29,930
Credit loss expense (benefit) - loans and off-balance sheet credit exposures	550	106	(500)	135	1,260
Net interest income after credit loss expense (benefit)	33,357	34,321	32,494	30,534	28,670
Non-interest income	5,190	4,757	4,786	5,099	5,833
Amortization of investments in limited partnerships ⁽¹¹⁾	194	236	236	236	1,166
Non-interest expense	28,609	26,769	25,233	23,856	22,803
Income before income taxes	9,744	12,073	11,811	11,541	10,534
Income taxes ⁽¹¹⁾	1,680	2,166	2,087	2,068	1,015
Net income	\$ 8,064	\$ 9,907	\$ 9,724	\$ 9,473	\$ 9,519
Less dividends on preferred stock	-	-	-	-	-
Net income available to common shareholders	\$ 8,064	\$ 9,907	\$ 9,724	\$ 9,473	\$ 9,519
Per Common Shares and Common Shares Outstanding					
Net income, basic ⁽²⁾	\$ 2.53	\$ 3.08	\$ 2.97	\$ 2.88	\$ 2.88
Net income, diluted ⁽²⁾	2.53	3.08	2.97	2.88	2.88
Book value ⁽³⁾	28.93	27.57	24.49	25.41	23.16
Tangible book value ⁽³⁾	27.12	25.76	22.70	23.63	21.43
Weighted average common shares outstanding: ⁽⁴⁾					
Basic	3,184,704	3,217,650	3,276,837	3,290,788	3,299,905
Diluted	3,184,704	3,217,650	3,276,837	3,290,788	3,299,905
Common shares outstanding at period end	3,183,708	3,198,393	3,276,492	3,323,450	3,332,638
Adjusted common shares outstanding at period end ⁽⁵⁾	3,173,473	3,184,746	3,253,289	3,290,605	3,290,151
Selected Performance Ratios					
Return on average assets	0.77%	0.99%	1.02%	1.00%	1.02%
Return on average common shareholders' equity	8.96	11.99	12.39	11.75	13.26
Net interest spread ⁽⁶⁾	3.36	3.56	3.50	3.22	3.18
Net interest margin ⁽⁷⁾	3.52	3.73	3.63	3.52	3.45
Efficiency ratio ⁽⁸⁾	73.67	68.93	69.09	66.70	63.78
Asset Quality Ratios					
Allowance for credit losses to period end loans	1.01%	1.00%	0.99%	1.07%	1.00%
Allowance for credit losses to non-performing loans ⁽⁹⁾	428.96	1,115.98	351.11	278.39	155.43
Non-performing loans to period end loans ^{(9) (12)}	0.23	0.09	0.28	0.38	0.64
Non-performing assets to total assets ^{(10) (12)}	0.18	0.07	0.22	0.30	0.52
Capital Ratios (Katahdin Trust Company)					
Total risk-based capital ratio	14.01%	15.89%	15.45%	15.67%	14.98%
Tier 1 risk-based capital ratio	12.91	14.81	14.42	14.50	13.81
Common equity tier 1 risk-based capital ratio	12.91	14.81	14.42	14.50	13.81
Tier 1 capital ratio (Leverage ratio)	9.58	10.80	10.99	10.14	9.52
Other Data					
Number of full and limited service banking offices	16	16	16	16	16
Number of full-time equivalent employees	174	167	165	162	161
Katahdin Financial Services Assets Under Management	\$ 216,628	\$ 184,757	\$ 195,446	\$ 191,140	\$ 159,970

(1) Consists of investment securities and FHLB stock. (2) Computed based on the weighted average number of common shares outstanding during each period. (3) Book value and Tangible Book Value are calculated using Adjusted Common Shares Outstanding at period end. (4) Weighted Average Common Shares Outstanding less weighted average unallocated ESOP shares. Used for calculating Earnings per Common Share. (5) Common Shares Outstanding at period end less unallocated ESOP shares at period end. Since unearned ESOP shares are deducted from capital, this adjustment deducts the unallocated shares from shares outstanding for calculating book value and tangible book value. (6) Net interest spread is the difference between the average yield on interest-earning assets and the average cost of interest-bearing liabilities. (7) Net interest margin is the net interest income divided by the average interest-earning assets. (8) Efficiency ratio is non-interest expense (excluding Amortization of Investments in Limited Partnerships) divided by the sum of net interest income and non-interest income. (9) Non-performing loans consist of non-accrual loans and restructured loans, where applicable. (10) Non-performing loans consist of non-accrual loans and restructured loans, where applicable. (11) The Bank invested in federal historic tax credits which were recognized as a reduction of federal tax expense. Amortization of the corresponding investment was accounted for in other expenses through Amortization of Investments in Limited Partnerships. (12) As of January 1, 2023, the Company adopted ASU No. 2022-02 *Financial Instruments - Credit Losses (Topic 326): Troubled Debt Restructurings and Vintage Disclosures* which eliminates the accounting guidance for troubled debt restructurings. Troubled debt restructured loans are included in the numbers for 2019-2022.

RESULTS OF OPERATIONS

Assets

Total assets reached \$1,080.3 million, up \$46.1 million or 4.5% over the prior year. Cash and cash equivalents ended the year at \$50.9 million, an increase of \$24.4 million, as deposit growth exceeded loan growth last year. Additionally, the investment portfolio declined by \$4.3 million to \$151.7 million at year-end.

While our investment portfolio yields have improved as cash flows have rolled into higher yielding investments, shareholders' equity continues to be reduced by \$13.0 million as we carry a net unrealized depreciation of securities available for sale. The investment portfolio market value will continue to fluctuate if rates move and cash flows are reinvested. Offsetting a portion of reduced investment valuation is our interest rate swap derivatives that hedge against movements in interest rates. The net unrealized gain on derivative investments, net of tax, increased shareholder equity by \$3.4 million as of year-end 2024.

Loans

Total loan balances ended the year at \$824.6 million, representing an increase of \$25.6 million or 3.2% for 2024. Loan growth this year came from a mix of commercial and consumer portfolios. Our loan portfolio yield increased throughout this time, moving from a December 2023 portfolio yield of 5.68% to 5.77% as of December 2024. While rates began to ease in late 2024, market rates for new loan volume continued to be higher than the portfolio throughout the year, creating the opportunity to increase yield.

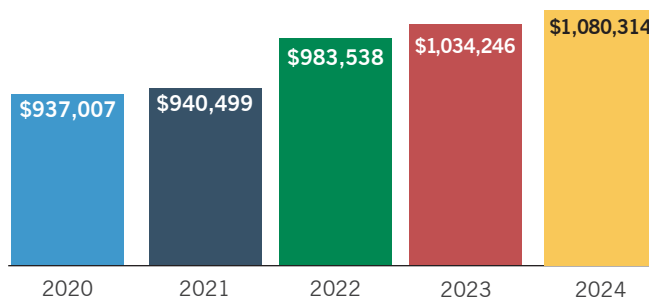
Approximately 78% of the Bank's loan portfolio consists of commercial and commercial real estate loans. Loan officers continue to explore new loan opportunities across our market area, focusing on building profitable relationships.

Deposits

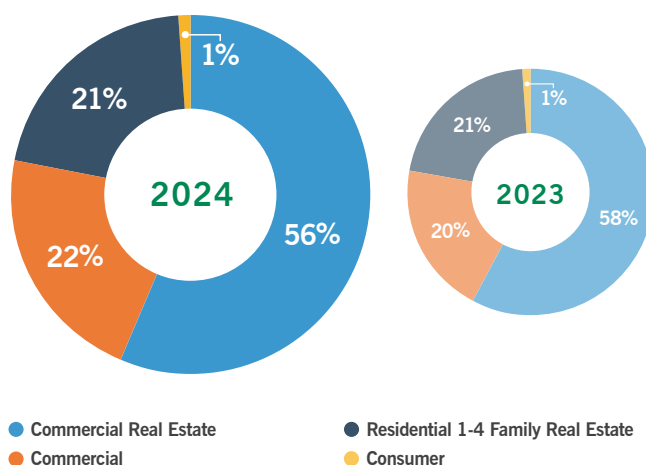
Deposits, including both customer and wholesale, grew to \$927.0 million, an increase of \$33.6 million. This allowed much of our new balance sheet growth to be funded with customer deposits versus higher cost wholesale funding. Higher rate pressure across our deposit portfolio began to ease in the second half of the year, allowing funding costs to come down. This allowed our spread to increase in the second half of the year.

Our cost of funds totaled 1.89% in December 2024 compared to an average for the full year of 1.96%. Growing deposit relationships is a top priority. However, should deposit levels diminish, the Bank is well-positioned with excess liquidity, both on- and off-balance sheet.

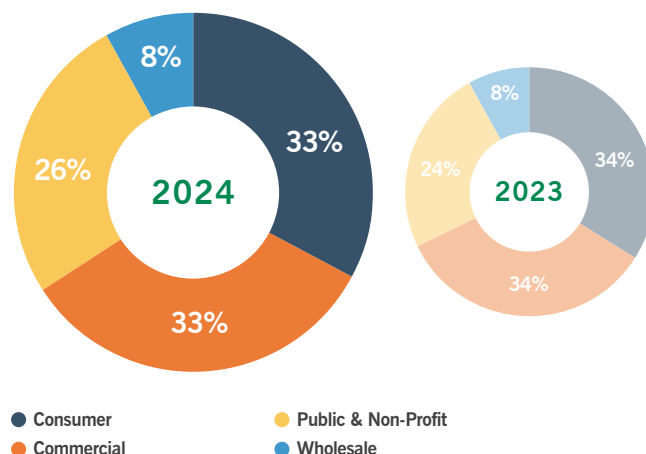
ASSETS (\$000)



LOAN MIX



DEPOSIT SOURCES



RESULTS OF OPERATIONS

Net Interest Income

Net interest income in 2024 contracted to \$33,907,000, down from the prior year by \$520,000 or 1.5%. Net interest income reflects revenue generated from income on earning assets, plus loan fees, less interest paid on interest-bearing deposits and borrowings. As customers moved their money into higher-cost products and the Bank borrowed more during the year, our cost of funds grew faster than our interest income. The downward trend occurred in the first half of 2024 but started to reverse in the second half of the year. Our net interest margin ended the year at 3.52%, higher than the full-year average of 3.36%. We're pleased with the margin at year-end as it creates positive momentum as we begin 2025.

Allowance for Credit Losses and Asset Quality

Asset quality continued to be exceptional in 2024, although past due balances and non-performing loans did move slightly higher than in 2023 where we experienced record low numbers. Non-performing loans to total period end loans totaled 0.23% in 2024, while non-performing assets to total assets was 0.18% at year-end. The allowance for credit losses to period end loan ratio stood at 1.01% as of year-end, which in our estimate, is an adequate level.

Management closely monitors the Bank's allowance for credit losses compared to asset quality to match our reserves with a reasonable estimate of risk.

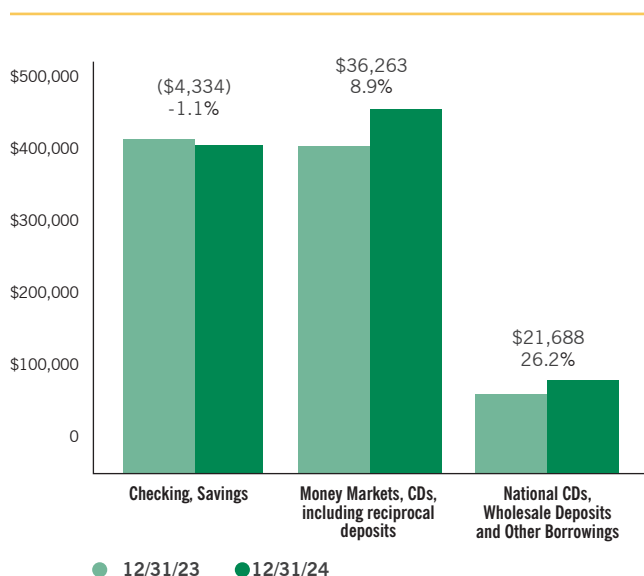
Non-Interest Income and Expense

Non-interest income totaled \$5,190,000, an increase over the prior year of \$433,000 or 9.1%. Non-interest income consists largely of service charges on loans, deposits, and electronic banking activity. The increase can be attributed to fee income growth across most categories over the prior year.

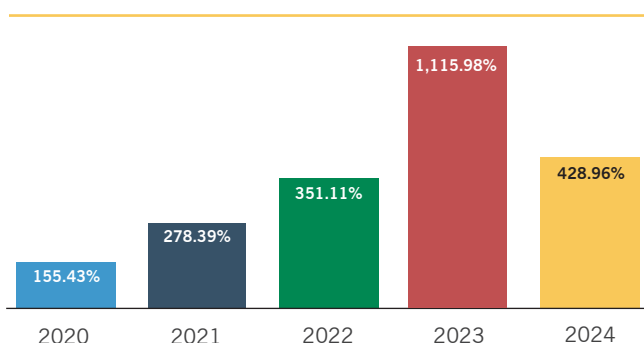
Non-interest expense reached \$28,609,000 in 2024, increasing by \$1,840,000 or 6.9% year-over-year. Salary and employee benefits were 60.9% of all non-interest expenses, increasing \$1,287,000 or 8.0% over the prior year. Salaries and benefits rose, but a portion of the increase was hiring for key positions in anticipation of retirements. Additionally, inflationary pressures accounted for much of the operational costs increases year over year.

The efficiency ratio ended at 73.67% as of year-end 2024, an increase over 2023, as net interest income did not keep pace with expense growth. Management continues exploring opportunities to grow revenue and operate more efficiently, while positioning the Company for future expansion.

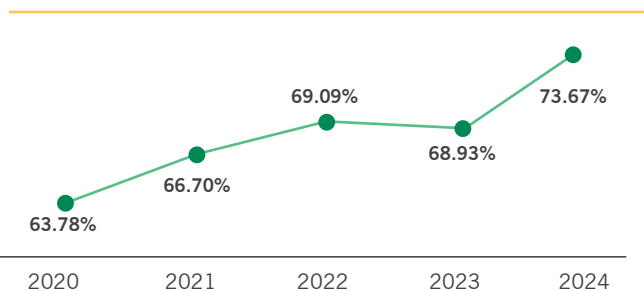
DEPOSIT TREND (\$000)



ALLOWANCE FOR CREDIT LOSSES TO NON-PERFORMING LOANS



EFFICIENCY RATIO



RESULTS OF OPERATIONS

Net Income

Net income available to common shareholders totaled \$8,064,000, down \$1,843,000 or 18.6% from 2023.

Earnings per common share totaled \$2.53, down 55 cents from 2023. Return on average assets ended at 0.77%. Return on average common shareholders' equity was 8.96% at year-end.

Capital

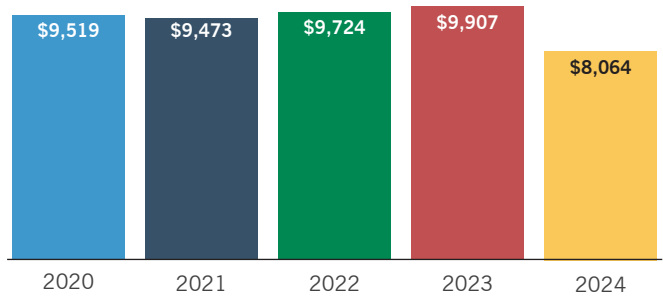
While net income was down from the prior year, continued solid earnings increased shareholders' equity by \$3,991,000 in 2024 to \$91,797,000. During the fourth quarter, the Company issued a tender offer of our 5.375% Senior Notes that resulted in retirement of \$12 million of the outstanding \$14.5 million. The remaining notes will mature in June 2026. This action had no impact on Company capital; however, the payoff was funded with a dividend from the Bank.

Capital ratios for the Bank remained solid after the extra dividend mentioned in 2024 and continued to remain well above the minimums to be well-capitalized per regulatory capital requirements. The Bank's leverage ratio at year-end 2024 was 9.58%, compared to 10.80% at the end of 2023. Total risk-based capital stood at 14.01% compared to 15.89% in 2023.

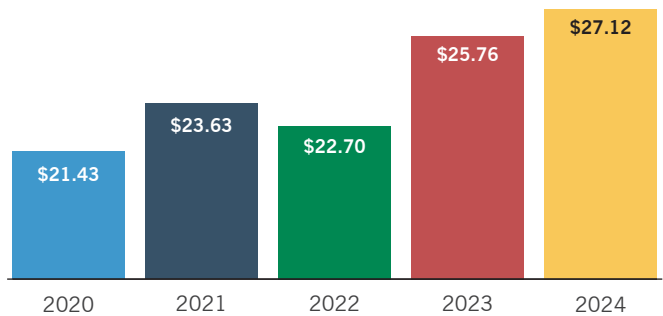
Tangible book value was \$27.12, an increase of \$1.36 from year-end 2023. The Company paid out common stock dividends of \$0.699 per share, representing a 27.6% payout ratio. The 2024 dividend increase was 15.1% over last year and the seventh consecutive year of an increasing dividend. During the year, the Company repurchased 27,379 shares at an average price of \$23.08 per share.

NET INCOME (\$000)

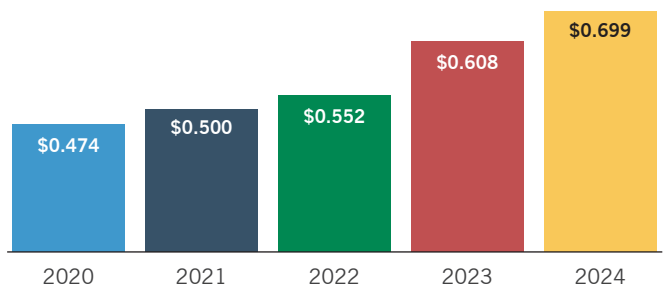
Available to common shareholders



TANGIBLE BOOK VALUE



ANNUAL DIVIDEND



FINANCIAL REPORT

Scan to view the full 2024 Financial Report and Audited Financial Statements

www.KatahdinTrust.com/Shareholder-Relations

SHAREHOLDER INFORMATION

COMPANY OVERVIEW

Katahdin Bankshares Corp., incorporated in 1986, is the parent company and bank holding company of Katahdin Trust Company, a locally owned and managed community bank that opened in 1918 in Patten, Maine. Today, we operate 16 branches throughout Maine, offering checking, savings, mortgages, loans, and lines of credit to individuals and businesses. Bank affiliates include Maine Financial Group, which provides equipment financing. Securities, financial planning, and insurance products are available through Katahdin Financial Services (a service of Cetera Investment Services LLC, a registered broker-dealer and unaffiliated with Katahdin Trust Company).

ANNUAL MEETING

We invite shareholders to join us on Monday, May 5, 2025, at the Center for Community Health Education at Houlton Regional Hospital at 11:00 a.m.

SHAREHOLDER RELATIONS

Katahdin Bankshares Corp. and Katahdin Trust Company welcome shareholder and public interest in our services and activities. Questions or comments pertaining to this report and requests for other information should be directed to:

Matthew M. Nightingale | Executive Vice President, Treasurer & CFO
PO Box 36 | Houlton, ME 04730
(207) 521-3200
m.nightingale@katahdintrust.com

PRINTED FINANCIAL INFORMATION

We will provide, without charge and upon written request, a printed copy of the Katahdin Bankshares Corp. Annual Report. We will also provide, upon request, a complete set of audited financial statements and accompanying notes. Please contact Shareholder Relations at the mailing or email address above.

STOCK

Katahdin Bankshares Corp. stock is quoted on the OTC Markets quote board OTCQX under the symbol KTHN. Current stock information can be found at otcm Markets.com/stock/KTHN/quote.

TRANSFER AGENT

For shareholder inquiries regarding change of address or title, please contact:

Computershare Trust Company, N.A.
Regular Mail: PO Box 43006 | Providence, RI 02940-3006
Overnight Delivery: 150 Royall St., Suite 101 | Canton, MA 02021
1-800-368-5948 (U.S. or Canada)
1-781-575-4223 (outside the U.S. or Canada)
computershare.com/investor

DIRECT STOCK PURCHASE AND DIVIDEND REINVESTMENT PLAN

Katahdin's transfer agent, Computershare Trust Company, N.A. ("Computershare"), sponsors and administers the Computershare Investment Plan (CIP) for Katahdin Bankshares Corp. Common Stock. This plan offers direct stock purchase and dividend reinvestment options and is available to current Katahdin Bankshares Corp. shareholders as well as new investors. For more information, you may contact Computershare.

Securities and insurance products are offered through Cetera Investment Services LLC, member FINRA/SIPC. Advisory services are offered through Cetera Investment Advisers LLC. Cetera is not affiliated with the financial institution where investment services are offered. Individuals affiliated with Cetera firms are either Registered Representatives who offer only brokerage services and receive transaction-based compensation (commissions), Investment Adviser Representatives who offer only investment advisory services and receive fees based on assets, or both Registered Representatives and Investment Adviser Representatives, who can offer both types of services. Investments: **1) Are not FDIC/NCUSIF insured 2) May lose value 3) Are not financial institution guaranteed 4) Are not a deposit 5) Are not insured by any federal government agency.** Cetera registered offices: 12 North St., Presque Isle, ME 04769 and 65 North St., Houlton, ME 04730. Registered phone number: (207) 764-2366.

BRANCH LOCATIONS

Ashland

17 Main Street
435-6461

Houlton

65 North Street
532-4277

Bangor

609 Broadway
942-3146

Island Falls

1007 Crystal Road
463-2228

Bangor

52 Springer Drive
947-9674

Mars Hill

28 Main Street
429-8400

Caribou

105 Bennett Drive
498-4200

Oakfield

200 Oakfield Smyrna Rd
757-8288

Eagle Lake

3440 Aroostook Road
444-5543

Patten

11 Main Street
528-2211

Fort Fairfield

290 Main Street
472-3161

Presque Isle

6 North Street
764-8000

Fort Kent

79 West Main Street
834-2348

Scarborough

136 US Route One
510-7017

Hampden

57 Western Avenue
862-2211

Van Buren

29 Main Street, Ste.105
868-2728

AFFILIATES

Maine Financial Group

144 US Route One
Scarborough
885-5900


Maine Financial Group is an equipment financing company and affiliate of Katahdin Trust Company.

Katahdin Bankshares Corp.
parent of



[KatahdinTrust.com](https://www.katahdintrust.com)



MEMBER FDIC  EQUAL HOUSING LENDER



**KATAHDIN BANKSHARES CORP.
AND SUBSIDIARY**

CONSOLIDATED FINANCIAL STATEMENTS

December 31, 2024 and 2023

With Independent Auditor's Report

INDEPENDENT AUDITOR'S REPORT

Board of Directors and Shareholders
Katahdin Bankshares Corp. and Subsidiary

Opinions on the Financial Statements and Internal Control over Financial Reporting

We have audited the accompanying consolidated financial statements of Katahdin Bankshares Corp. and Subsidiary (the Company), which comprise the consolidated balance sheet as of December 31, 2024, and the related consolidated statements of income, comprehensive income, changes in shareholders' equity, and cash flows for the year then ended and the related notes to the financial statements. In our opinion, the consolidated financial statements present fairly, in all material respects, the financial position of the Company as of December 31, 2024, and the results of their operations and their cash flows for the year then ended, in accordance with U.S. generally accepted accounting principles (U.S. GAAP).

We also have audited the Company's internal control over financial reporting, including controls over the preparation of regulatory financial statements in accordance with the instructions to the Consolidated Reports of Condition and Income for a Bank with Domestic Offices Only (Form FFIEC 041) (call report instructions), as of December 31, 2024, based on criteria established in the Internal Control—Integrated Framework issued by the Committee of Sponsoring Organizations of the Treadway Commission (COSO). In our opinion, the Company maintained, in all material respects, effective internal control over financial reporting as of December 31, 2024, based on criteria established in the Internal Control—Integrated Framework issued by COSO.

Basis for Opinions

We conducted our audits in accordance with U.S. generally accepted auditing standards (U.S. GAAS). Our responsibilities under those standards are further described in the Auditor's Responsibilities for the Audits of the Financial Statements and Internal Control over Financial Reporting section of our report. We are required to be independent of the Company and to meet our other ethical responsibilities in accordance with the relevant ethical requirements relating to our audit. We believe that the audit evidence we have obtained is sufficient and appropriate to provide a basis for our audit opinions.

Prior Period Financial Statements

The consolidated financial statements of the Company as of December 31, 2023 were audited by Berry, Dunn, McNeil & Parker, LLC whose report dated February 2, 2024 expressed an unmodified opinion on those statements.

Responsibilities of Management for the Financial Statements and Internal Control over Financial Reporting

Management is responsible for the preparation and fair presentation of the consolidated financial statements in accordance with U.S. GAAP and for the design, implementation, and maintenance of effective internal control over financial reporting relevant to the preparation and fair presentation of consolidated financial statements that are free from material misstatement, whether due to fraud or error. Management is also responsible for its assessment about the effectiveness of internal control over financial reporting, included in the accompanying Management Report Regarding Statement of Management's Responsibilities, Compliance with Designated Laws and Regulations, and Management's Assessment of Internal Control over Financial Reporting.

In preparing the consolidated financial statements, management is required to evaluate whether there are conditions or events, considered in the aggregate, that raise substantial doubt about the Company's ability to continue as a going concern within one year after the date that the consolidated financial statements are available to be issued.

Auditor's Responsibilities for the Audits of the Financial Statements and Internal Control over Financial Reporting

Our objectives are to obtain reasonable assurance about whether the consolidated financial statements as a whole are free from material misstatement, whether due to fraud or error, and about whether effective internal control over financial reporting was maintained in all material respects, and to issue an auditor's report that includes our opinions. Reasonable assurance is a high level of assurance but is not absolute assurance and therefore is not a guarantee that an audit of financial statements or an audit of internal control over financial reporting conducted in accordance with U.S. GAAS will always detect a material misstatement or a material weakness when it exists. The risk of not detecting a material misstatement resulting from fraud is higher than for one resulting from error, as fraud may involve collusion, forgery, intentional omissions, misrepresentations, or the override of internal control. Misstatements are considered material if there is a substantial likelihood that, individually or in the aggregate, they would influence the judgment made by a reasonable user based on the financial statements.

In performing an audit of the financial statements and an audit of internal control over financial reporting in accordance with U.S. GAAS, we:

- Exercise professional judgment and maintain professional skepticism throughout the audits.
- Identify and assess the risks of material misstatement of the financial statements, whether due to fraud or error, and design and perform audit procedures responsive to those risks. Such procedures include examining, on a test basis, evidence regarding the amounts and disclosures in the financial statements.
- Obtain an understanding of internal control relevant to the financial statement audit in order to design audit procedures that are appropriate in the circumstances.
- Obtain an understanding of internal control over financial reporting relevant to the audit of internal control over financial reporting, assess the risks that a material weakness exists, and test and evaluate the design and operating effectiveness of internal control over financial reporting based on the assessed risk.
- Evaluate the appropriateness of accounting policies used and the reasonableness of significant accounting estimates made by management, as well as evaluate the overall presentation of the financial statements.

- Conclude whether, in our judgment, there are conditions or events, considered in the aggregate, that raise substantial doubt about the Company's ability to continue as a going concern for a reasonable period of time.

We are required to communicate with those charged with governance regarding, among other matters, the planned scope and timing of the audit, significant audit findings, and certain internal control related matters that we identified during the audit.

Definition and Inherent Limitations of Internal Control over Financial Reporting

A company's internal control over financial reporting is a process effected by those charged with governance, management, and other personnel, designed to provide reasonable assurance regarding the preparation of reliable financial statements in accordance with U.S. GAAP. Because management's assessment and our audit were conducted to meet the reporting requirements of Section 112 of the Federal Deposit Insurance Corporation Improvement Act, our audit of the Company's internal control over financial reporting included controls over the preparation of financial statements in accordance with U.S. GAAP and with the instructions to the Consolidated Reports of Condition and Income for a Bank with Domestic Offices Only (Form FFIEC 041). A company's internal control over financial reporting includes those policies and procedures that (1) pertain to the maintenance of records that, in reasonable detail, accurately and fairly reflect the transactions and dispositions of the assets of the entity; (2) provide reasonable assurance that transactions are recorded as necessary to permit preparation of financial statements in accordance with U.S. GAAP, and that receipts and expenditures of the entity are being made only in accordance with authorizations of management and those charged with governance; and (3) provide reasonable assurance regarding prevention, or timely detection and correction of unauthorized acquisition, use, or disposition of the entity's assets that could have a material effect on the financial statements.

Because of its inherent limitations, internal control over financial reporting may not prevent, or detect and correct, misstatements. Also, projections of any assessment of effectiveness to future periods are subject to the risk that controls may become inadequate because of changes in conditions, or that the degree of compliance with the policies or procedures may deteriorate.

Other Matter

We did not perform auditing procedures on Management's Assessment of Compliance with Designated Laws and Regulations, included in the accompanying Management Report Regarding Statement of Management's Responsibilities, Compliance with Designated Laws and Regulations, and Management's Assessment of Internal Control Over Financial Reporting, and accordingly, we do not express an opinion or provide any assurance on it.

BMP Assurance, LLP

Portland, Maine
February 20, 2025

KATAHDIN BANKSHARES CORP. AND SUBSIDIARY**Consolidated Balance Sheets****December 31, 2024 and 2023****ASSETS**

	<u>2024</u>	<u>2023</u>
Cash and cash equivalents		
Cash and due from banks	\$ 8,066,000	\$ 9,020,000
Interest bearing deposits in banks	<u>42,837,000</u>	<u>17,509,000</u>
Total cash and cash equivalents	50,903,000	26,529,000
Securities available-for-sale	149,520,000	154,743,000
Other investments, at fair value	470,000	435,000
Securities held-to-maturity	-	1,000
Federal Home Loan Bank stock, at cost	1,776,000	891,000
Loans receivable, net of allowance for credit losses of \$8,298,000 in 2024 and \$7,975,000 in 2023	816,254,000	791,018,000
Bank premises and equipment, net	17,162,000	17,078,000
Goodwill	5,559,000	5,559,000
Other assets	<u>38,670,000</u>	<u>37,992,000</u>
	<u>\$1,080,314,000</u>	<u>\$1,034,246,000</u>

The accompanying notes are an integral part of this consolidated financial statements.

LIABILITIES AND SHAREHOLDERS' EQUITY

	<u>2024</u>	<u>2023</u>
Deposits		
Demand deposits	\$ 204,365,000	\$ 205,222,000
NOW and money market deposits	439,344,000	423,969,000
Savings deposits	80,315,000	89,949,000
Certificates of deposit	<u>202,974,000</u>	<u>174,241,000</u>
Total deposits	926,998,000	893,381,000
Advances from Federal Home Loan Bank	30,000,000	10,000,000
Accrued expenses and other liabilities	21,819,000	21,525,000
Senior notes 5.375%, net of unamortized debt issuance costs	2,483,000	14,317,000
Junior subordinated debentures	<u>7,217,000</u>	<u>7,217,000</u>
Total liabilities	<u>988,517,000</u>	<u>946,440,000</u>
Shareholders' equity		
Common stock, \$.10 par value; 20,000,000 shares authorized, 3,183,708 and 3,198,393 shares issued and outstanding on December 31, 2024 and 2023, respectively	318,000	320,000
Surplus	4,642,000	4,961,000
Undivided profits	97,029,000	91,190,000
Accumulated other comprehensive (loss) income		
Net unrealized depreciation on securities available-for-sale, net of deferred income taxes	(13,027,000)	(11,995,000)
Net unrealized gain on derivative instruments, net of deferred income taxes	3,440,000	3,958,000
Unearned ESOP shares	(195,000)	(254,000)
Unearned compensation – restricted stock	<u>(410,000)</u>	<u>(374,000)</u>
Total shareholders' equity	<u>91,797,000</u>	<u>87,806,000</u>
	<u>\$ 1,080,314,000</u>	<u>\$1,034,246,000</u>

The accompanying notes are an integral part of this consolidated financial statements.

KATAHDIN BANKSHARES CORP. AND SUBSIDIARY

Consolidated Statements of Income

Years Ended December 31, 2024 and 2023

	<u>2024</u>	<u>2023</u>
Interest and dividend income		
Loans	\$ 47,508,000	\$ 42,091,000
Investment securities	4,749,000	4,156,000
Other interest-earning assets	<u>429,000</u>	<u>221,000</u>
Total interest and dividend income	<u>52,686,000</u>	<u>46,468,000</u>
Interest expense		
Deposits	16,451,000	10,766,000
Borrowed funds and junior subordinated debentures	<u>2,328,000</u>	<u>1,275,000</u>
Total interest expense	<u>18,779,000</u>	<u>12,041,000</u>
Net interest income	<u>33,907,000</u>	<u>34,427,000</u>
Credit loss expense – loans	307,000	142,000
Credit loss expense (benefit) – off-balance sheet credit exposures	<u>243,000</u>	<u>(36,000)</u>
Credit loss expense	<u>550,000</u>	<u>106,000</u>
Net interest income after credit loss expense	<u>33,357,000</u>	<u>34,321,000</u>
Noninterest income		
Service charges and fees on deposit accounts	1,255,000	1,276,000
Other	<u>3,935,000</u>	<u>3,481,000</u>
Total noninterest income	<u>5,190,000</u>	<u>4,757,000</u>
Noninterest expenses		
Salaries and employee benefits	17,426,000	16,139,000
Occupancy and equipment expense	3,244,000	3,048,000
Data processing	3,059,000	2,874,000
Marketing and donations	1,284,000	1,023,000
FDIC and state assessments	529,000	518,000
Amortization of investments in limited partnerships	194,000	236,000
Net realized loss on securities available-for-sale	-	12,000
Other general and administrative	<u>3,067,000</u>	<u>3,155,000</u>
Total noninterest expenses	<u>28,803,000</u>	<u>27,005,000</u>
Income before income taxes	9,744,000	12,073,000
Income tax expense	<u>1,680,000</u>	<u>2,166,000</u>
Net income	<u>\$ 8,064,000</u>	<u>\$ 9,907,000</u>
Basic earnings per common share	<u>\$ 2.53</u>	<u>\$ 3.08</u>
Diluted earnings per common share	<u>\$ 2.53</u>	<u>\$ 3.08</u>

The accompanying notes are an integral part of this consolidated financial statements.

KATAHDIN BANKSHARES CORP. AND SUBSIDIARY

Consolidated Statements of Comprehensive Income

Years Ended December 31, 2024 and 2023

	<u>2024</u>	<u>2023</u>
Net income	<u>\$ 8,064,000</u>	<u>\$ 9,907,000</u>
Other comprehensive (loss) income, net of related tax effects		
Unrealized (depreciation) appreciation on securities available-for-sale		
Unrealized (depreciation) appreciation on securities available-for-sale arising during period	<u>(1,306,000)</u>	3,834,000
Reclassification adjustment for losses realized in net income	-	12,000
Tax effect	<u>274,000</u>	<u>(808,000)</u>
Net change in unrealized (depreciation) appreciation on securities available-for-sale, net of tax	<u>(1,032,000)</u>	3,038,000
Unrealized loss on derivative instruments, net of tax	<u>(518,000)</u>	<u>(937,000)</u>
Total other comprehensive (loss) income	<u>(1,550,000)</u>	<u>2,101,000</u>
Comprehensive income	<u><u>\$ 6,514,000</u></u>	<u><u>\$ 12,008,000</u></u>

The accompanying notes are an integral part of this consolidated financial statements.

KATAHDIN BANKSHARES CORP. AND SUBSIDIARY

Consolidated Statements of Changes in Shareholders' Equity

Years Ended December 31, 2024 and 2023

	Common Stock	Surplus	Undivided Profits	Net Unrealized Depreciation on Securities	Net Unrealized Gain on Derivative Instruments	Unearned ESOP Shares	Unearned Compensation - Restricted Stock	Total
Balance, December 31, 2022	<u>\$328,000</u>	<u>\$6,512,000</u>	<u>\$83,707,000</u>	<u>\$(15,033,000)</u>	<u>\$4,895,000</u>	<u>\$(406,000)</u>	<u>\$(339,000)</u>	<u>\$79,664,000</u>
Net income	-	-	9,907,000	-	-	-	-	9,907,000
Change in net unrealized appreciation on securities available-for-sale, net of taxes of \$808,000	-	-	-	3,038,000	-	-	-	3,038,000
Change in net unrealized loss on derivative instruments, at fair value, net of taxes of (\$249,000)	-	-	-	-	(937,000)	-	-	(937,000)
Total comprehensive income (loss)	-	-	9,907,000	3,038,000	(937,000)	-	-	12,008,000
Impact of adoption of ASU No. 2016-13	-	-	(476,000)	-	-	-	-	(476,000)
Cash dividends declared on common stock, \$0.608 per share	-	-	(1,948,000)	-	-	-	-	(1,948,000)
Common stock purchased and retired under the Company buyback program (87,227 shares)	(10,000)	(1,825,000)	-	-	-	-	-	(1,835,000)
Issuance of 9,980 shares of restricted stock, net of 1,829 shares returned to cover taxes	1,000	183,000	-	-	-	-	(220,000)	(36,000)
Restricted stock award compensation Director stock compensation (977 shares)	1,000	21,000	-	-	-	-	185,000	185,000
Common stock held by ESOP committed to be released (9,556 shares)	-	70,000	-	-	-	152,000	-	222,000
Balance, December 31, 2023	<u>\$320,000</u>	<u>\$4,961,000</u>	<u>\$91,190,000</u>	<u>\$(11,995,000)</u>	<u>\$3,958,000</u>	<u>\$(254,000)</u>	<u>\$(374,000)</u>	<u>\$87,806,000</u>
Net income	-	-	8,064,000	-	-	-	-	8,064,000
Change in net unrealized depreciation on securities available-for-sale, net of taxes of (\$274,000)	-	-	-	(1,032,000)	-	-	-	(1,032,000)
Change in net unrealized loss on derivative instruments, at fair value, net of taxes of (\$138,000)	-	-	-	-	(518,000)	-	-	(518,000)
Total comprehensive income (loss)	-	-	8,064,000	(1,032,000)	(518,000)	-	-	6,514,000
Cash dividends declared on common stock, \$0.699 per share	-	-	(2,225,000)	-	-	-	-	(2,225,000)
Common stock purchased and retired under the Company buyback program (27,379 shares)	(3,000)	(629,000)	-	-	-	-	-	(632,000)
Issuance of 10,290 shares of restricted stock	1,000	227,000	-	-	-	-	(228,000)	-
Restricted stock award compensation Director stock compensation (2,404 shares)	-	54,000	-	-	-	-	192,000	192,000
Common stock held by ESOP committed to be released (3,412 shares)	-	29,000	-	-	-	59,000	-	88,000
Balance, December 31, 2024	<u>\$318,000</u>	<u>\$4,642,000</u>	<u>\$97,029,000</u>	<u>\$(13,027,000)</u>	<u>\$3,440,000</u>	<u>\$(195,000)</u>	<u>\$(410,000)</u>	<u>\$91,797,000</u>

The accompanying notes are an integral part of this consolidated financial statements.

KATAHDIN BANKSHARES CORP. AND SUBSIDIARY

Consolidated Statements of Cash Flows

Years Ended December 31, 2024 and 2023

	<u>2024</u>	<u>2023</u>
Cash flows from operating activities		
Net income	\$ 8,064,000	\$ 9,907,000
Adjustments to reconcile net income to net cash provided by operating activities		
Depreciation and amortization	1,294,000	1,183,000
Net accretion of premiums and discounts on securities	(185,000)	(11,000)
Noncash lease expense	66,000	67,000
Credit loss expense	550,000	106,000
Amortization of investments in limited partnerships	311,000	319,000
Restricted stock award compensation	192,000	185,000
Director stock compensation	54,000	22,000
Gain on sale of premises and equipment	-	(19,000)
Unrealized gain on other investments	(35,000)	(57,000)
Loss on sale of securities available-for-sale	-	12,000
Deferred income tax expense	(146,000)	(118,000)
Increase in cash value of life insurance	(347,000)	(423,000)
Loss on sale of other real estate and property owned	-	174,000
ESOP compensation expense	88,000	222,000
Increase in other assets	(648,000)	(390,000)
Increase (decrease) in accrued expenses and other liabilities	961,000	(77,000)
Net cash provided by operating activities	<u>10,219,000</u>	<u>11,102,000</u>
Cash flows from investing activities		
Additions to premises and equipment	(1,393,000)	(1,136,000)
Loan originations and principal collections, net	(25,528,000)	(49,947,000)
Purchase of securities available-for-sale	(16,933,000)	(23,401,000)
Maturities of securities available-for-sale	21,035,000	19,256,000
Maturities of securities held-to-maturity	1,000	1,000
Proceeds from sales of securities available-for-sale	-	56,000
Investment in limited partnerships	(525,000)	(166,000)
Proceeds from sale of other real estate and property owned	-	101,000
Proceeds from sale of premises and equipment	-	19,000
Purchase of bank owned life insurance	(602,000)	-
Proceeds from bank owned life insurance	225,000	-
Redemption of Federal Home Loan Bank stock	1,519,000	2,960,000
Purchase of Federal Home Loan Bank stock	(2,404,000)	(3,304,000)
Net cash used by investing activities	<u>(24,605,000)</u>	<u>(55,561,000)</u>

(Continued on next page)

The accompanying notes are an integral part of this consolidated financial statements.

KATAHDIN BANKSHARES CORP. AND SUBSIDIARY

Consolidated Statements of Cash Flows

Years Ended December 31, 2024 and 2023

	<u>2024</u>	<u>2023</u>
Cash flows from financing activities		
Net increase in deposits	33,617,000	35,815,000
Net decrease in short-term borrowings	-	(114,000)
Repayment of long-term debt	(5,000,000)	(1,405,000)
Repayment of senior notes	(12,000,000)	-
Proceeds from long-term debt	25,000,000	10,000,000
Purchase of common stock under Company buyback program	(632,000)	(1,835,000)
Purchase of restricted stock	-	(36,000)
Cash dividends paid on common stock	<u>(2,225,000)</u>	<u>(1,948,000)</u>
Net cash provided by financing activities	<u>38,760,000</u>	<u>40,477,000</u>
Net increase (decrease) in cash and cash equivalents	24,374,000	(3,982,000)
Cash and cash equivalents, beginning of year	<u>26,529,000</u>	<u>30,511,000</u>
Cash and cash equivalents, end of year	<u>\$ 50,903,000</u>	<u>\$ 26,529,000</u>
Supplementary cash flow information:		
Interest paid on deposits and borrowed funds	\$ 18,662,000	\$ 11,647,000
Income taxes paid	1,762,000	1,842,000
Noncash transactions		
Transfer from loans to other real estate and property owned	-	287,000
Unfunded commitment in Low Income Housing Tax Credit Partnership	1,000,000	-
Decrease in fair value of interest rate swap assets	(1,901,000)	(2,610,000)
Decrease in fair value of interest rate swap liabilities	(1,230,000)	(1,579,000)

The accompanying notes are an integral part of this consolidated financial statements.

KATAHDIN BANKSHARES CORP. AND SUBSIDIARY

Notes to Consolidated Financial Statements

December 31, 2024 and 2023

Nature of Business

Katahdin Bankshares Corp. (the Company) is a bank holding company. Its subsidiary, Katahdin Trust Company (the Bank), is a state-chartered commercial bank with deposits insured by the Federal Deposit Insurance Corporation (FDIC). The Bank has 16 full-service branches throughout northern Maine and the greater Bangor and Portland regions. Maine Financial Group (MFG), a doing-business-as trade name for the Bank, provides heavy equipment financing in the trucking, construction, forest products, and marine industries located around northern New England. The Company and its subsidiary are subject to regulation and periodic examination by the FDIC, the Maine Bureau of Financial Institutions, and the Federal Reserve System.

1. Summary of Significant Accounting Policies

Basis of Presentation and Consolidation

The consolidated financial statements include the accounts of Katahdin Bankshares Corp. and its wholly-owned subsidiary, Katahdin Trust Company. All significant intercompany balances and transactions have been eliminated in consolidation.

Pursuant to the criteria established by U.S. generally accepted accounting principles (GAAP), the Company has not consolidated the trusts which it formed for the purposes of issuing trust preferred securities to unaffiliated parties and investing the proceeds from the issuance thereof and the common securities of the trust in junior subordinated debentures issued by the Company. The trusts are considered affiliates (see Note 9).

Use of Estimates

In preparing consolidated financial statements in conformity with GAAP, management is required to make estimates and assumptions that affect the reported amounts of assets and liabilities as of the date of the balance sheet and reported amounts of revenues and expenses during the reporting period. Actual results could differ from those estimates.

Material estimates that are particularly susceptible to significant change in the near term relate to the determination of the allowance for credit losses (ACL) and the valuation of other real estate and property owned. In connection with the determination of the ACL and the carrying value of other real estate and property owned, management obtains independent appraisals.

While management uses all available information to recognize losses on loans, future additions to the ACL may be necessary based on changes in the economy. In addition, regulatory agencies, as a part of their examination process, periodically review the Bank's loan portfolio and may require the Bank to make additions to the ACL based on judgments about information available to them at the time of the examination. Because of these factors, it is reasonably possible that the ACL may change materially in the near term.

KATAHDIN BANKSHARES CORP. AND SUBSIDIARY

Notes to Consolidated Financial Statements

December 31, 2024 and 2023

Adoption of New Accounting Standards

On January 1, 2023, the Company adopted Accounting Standards Update (ASU) No. 2016-13, *Financial Instruments – Credit Losses (Topic 326): Measurement of Credit Losses on Financial Instruments*, as amended, which replaces the incurred loss methodology with an expected loss methodology that is referred to as the current expected credit loss (CECL) methodology. The measurement of expected credit losses under the CECL methodology is applicable to financial assets measured at amortized cost, including loan receivables and securities held-to-maturity. It also applies to off-balance sheet credit exposures not accounted for as insurance (loan commitments, standby letters of credit, financial guarantees, and other similar instruments) and net investments in leases recognized by a lessor in accordance with Topic 842 on leases. In addition, Accounting Standards Codification (ASC) 326 made changes to the accounting for securities available-for-sale. One such change is to require credit losses to be presented as an allowance rather than as a write-down on securities available-for-sale management does not intend to sell or believes that it is more likely than not they will be required to sell.

The Company adopted ASC 326 using the modified retrospective method for all financial assets measured at amortized cost and off-balance sheet credit exposures. Results for reporting periods beginning after January 1, 2023 are presented under ASC 326 while prior period amounts continue to be reported in accordance with previously applicable GAAP, including disclosures. The Company recorded a net decrease to retained earnings of \$476,000 as of January 1, 2023 for the cumulative effect of adopting ASC 326. The retained earnings impact resulted from an increase in the allowance for loan losses (now called the ACL on loans) of \$439,000, an increase in the ACL on off-balance sheet credit exposures of \$164,000, and an increase in deferred tax assets of \$127,000.

The following table illustrates the impact of ASC 326 at January 1, 2023.

	As Reported Under <u>ASC 326</u>	Pre-ASC 326 <u>Adoption</u>	Impact of ASC 326 <u>Adoption</u>
Assets:			
Loans			
Residential 1-4 family	\$161,499,000	\$161,499,000	\$ -
Commercial real estate	434,165,000	434,165,000	-
Commercial and industrial	147,529,000	134,329,000	13,200,000
Municipal	-	12,621,000	(12,621,000)
Business credit cards	-	579,000	(579,000)
Consumer	5,480,000	5,480,000	-
Allowance for credit losses on loans	7,867,000	7,428,000	439,000
Liabilities:			
Allowance for credit losses on off-balance sheet credit exposures	197,000	33,000	164,000

KATAHDIN BANKSHARES CORP. AND SUBSIDIARY

Notes to Consolidated Financial Statements

December 31, 2024 and 2023

In March 2022, the Financial Accounting Standards Board (FASB) issued ASU No. 2022-02, *Financial Instruments – Credit Losses (Topic 326): Troubled Debt Restructurings and Vintage Disclosures* which eliminates the accounting guidance for troubled debt restructurings (TDRs), while enhancing disclosure requirements for certain loan refinancings and restructurings by creditors when a borrower is experiencing financial difficulty. The ASU also requires disclosure of current period charge-offs by year of origination for loans and leases. This ASU is effective for fiscal years, and interim periods within those fiscal years, beginning after December 15, 2022. This ASU was adopted January 1, 2023, and it did not have a material impact on the Company's consolidated financial statements.

Cash and Cash Equivalents

For purposes of the consolidated statements of cash flows, cash and cash equivalents include cash and due from banks and interest-bearing deposits in banks.

The Company's due from bank accounts and interest-bearing deposits in banks, at times, may exceed federally insured limits. The Company has not experienced any losses in such accounts. The Company believes it is not exposed to any significant risk on cash and cash equivalents.

Securities

Debt securities that management has the positive intent and ability to hold to maturity are classified as "held-to-maturity" and recorded at amortized cost. Debt securities not classified as held-to-maturity are classified as "available-for-sale" and recorded at fair value, with unrealized gains and losses excluded from earnings and reported in other comprehensive income or loss. Other investments are carried at estimated fair value with changes in fair value and realized gains or losses reported in noninterest income.

Debt securities that are past due 30 days or more are considered delinquent. A debt security is placed on nonaccrual status at the time any principal or interest payments become 90 days delinquent. Interest accrued but not received for a security placed on nonaccrual is reversed against interest income.

Gains and losses on the sale of securities are recorded on the trade date and are determined using the specific identification method.

Purchase premiums and discounts are recognized in interest income using a method approximating the interest method over the terms of the securities.

Nonmarketable equity securities, such as Federal Home Loan Bank of Boston (FHLB) stock, are stated at cost, subject to adjustments for any observable market transactions on the same or similar instruments of the investee. The investment in FHLB stock is required for membership.

KATAHDIN BANKSHARES CORP. AND SUBSIDIARY

Notes to Consolidated Financial Statements

December 31, 2024 and 2023

Allowance for Credit Losses – Securities Available-for-Sale

For securities available-for-sale in an unrealized loss position, the Company first assesses whether it intends to sell, or it is more likely than not that it will be required to sell the security before recovery of its amortized cost basis. If either of the criteria regarding intent or requirement to sell is met, the security's amortized cost basis is written down to fair value through earnings. For securities available-for-sale that do not meet the aforementioned criteria, the Company evaluates whether the decline in fair value has resulted from credit losses or other factors. In making this assessment, management considers the extent to which fair value is less than amortized cost, any changes to the rating of the security by a rating agency, and adverse conditions specifically related to the security, among other factors. If this assessment indicates that a credit loss exists, the present value of cash flows expected to be collected from the security are compared to the amortized cost basis of the security. If the present value of cash flows expected to be collected is less than the amortized cost basis, a credit loss exists and an ACL is recorded for the credit loss, limited by the amount that the fair value is less than the amortized cost basis. Any impairment that has not been recorded through an ACL is recognized in other comprehensive income.

Changes in the ACL are recorded as credit loss expense (or reversal). Losses are charged against the allowance when management believes the uncollectibility of a security available-for-sale is confirmed or when either of the criteria regarding intent or requirement to sell is met.

Loans

Loans that management has the intent and ability to hold for the foreseeable future or until maturity or pay off are stated at the amount of unpaid principal, adjusted by net deferred loan costs, the ACL, and fair value hedge accounting adjustments.

All loans past due more than 30 days are considered delinquent. Management is responsible to initiate immediate collection efforts to minimize delinquency and any eventual adverse impact on the Company.

Interest on loans is calculated by applying the simple interest method to daily balances of the principal amount outstanding. The accrual of interest is discontinued on a loan when management believes, after considering economic and business conditions and collection efforts that the borrower's financial condition is such that collection of interest is doubtful. Any unpaid interest previously accrued on those loans is reversed from income. Interest income on nonaccrual loans is recognized only to the extent that interest payments are received. Loans are returned to accrual status when all the principal and interest amounts contractually due are brought current and future payments are reasonably assured.

Loan origination fees and certain direct loan origination costs are deferred and amortized as an adjustment to income over the lives of the related loans.

KATAHDIN BANKSHARES CORP. AND SUBSIDIARY

Notes to Consolidated Financial Statements

December 31, 2024 and 2023

Allowance for Credit Losses – Loans

The ACL is a valuation account that is deducted from the loans' amortized cost basis to present the net amount expected to be collected on the loans. Loans are charged off against the allowance when management believes the uncollectibility of a loan balance is confirmed. Expected recoveries do not exceed the aggregate of amounts previously charged-off and expected to be charged-off. Management evaluates the appropriateness of the ACL on loans monthly. This evaluation is inherently subjective as it requires material estimates that may be susceptible to significant change from period to period.

Management estimates the allowance balance using relevant available information, from internal and external sources, relating to past events, current conditions, and reasonable and supportable forecasts. A reversion methodology is applied beyond the reasonable and supportable forecasts. Qualitative adjustments are then considered for differences in current loan-specific risk characteristics, such as differences in underwriting standards, portfolio mix, delinquency level, or term as well as for changes in environmental conditions, such as changes in unemployment rates, property values, or other relevant factors, that may include, but are not limited to, results of internal loan reviews, examinations by bank regulatory agencies, or other such events such as a natural disaster.

The ACL on loans represents the Company's estimated risk of loss within its loan portfolio as of the reporting date. To appropriately measure expected credit losses, management disaggregates the loan portfolio into pools based on similar risk characteristics. The Company's loan portfolio is segmented as follows based on the various risk profiles of the Company's loans:

- The commercial loan portfolio is segmented into two categories: (i) commercial, which is typically utilized for general business purposes and (ii) commercial real estate, which is collateralized by real estate.
- Retail loans are a homogenous group, generally consisting of standardized products that are smaller in amount and distributed over a larger number of individual borrowers. Retail loans are segmented into two categories: (i) residential real estate, which is collateralized by real estate, and (ii) consumer, which is collateralized by autos and other chattel.

The Company uses the weighted average remaining maturity (WARM) method to estimate expected credit losses for all portfolio segments. Under the WARM method, the Company establishes a historical loss rate for each portfolio segment, utilizing either its own historical loss data, peer loss data, or a combination of the two data sources. This historical loss rate is then adjusted for management's reasonable and supportable forecast. For all portfolio segments utilizing the WARM method, management utilizes and forecasts national unemployment as a loss driver. Management monitors and assesses its macroeconomic driver regularly to determine if or that it continues to be the most predictive indicator of losses within the Company's loan portfolio, and this macroeconomic driver may change from time to time.

KATAHDIN BANKSHARES CORP. AND SUBSIDIARY

Notes to Consolidated Financial Statements

December 31, 2024 and 2023

Management has determined that six quarters represents a reasonable and supportable forecast period and reverts back to its historical loss rate over two quarters on a straight-line basis. This determination is based on the facts and circumstances of the current state of the economy, portfolio segment, and management's judgement of what can be reasonably supported. Management leverages economic projections from a reputable and independent third party to inform its loss driver forecasts over the six-quarter forecast period. Management monitors and assesses the forecast and reversion techniques regularly.

The resulting loss rate is then applied to the portfolio segment over its estimated remaining life. A portfolio segment's estimated remaining life is determined by calculating an annual attrition rate on a quarterly basis using the Company's loan-level data. The estimated remaining life is then calculated as the average of the quarterly annual attrition rates. The principal balance of the portfolio segment is then paid down on a straight-line basis over the estimated remaining life. Any qualitative adjustments, as described above, are then applied to the portfolio segment, to derive the Company's expected credit losses for the portfolio segment.

Loans that do not share risk characteristics are evaluated on an individual basis. Loans evaluated individually are not also included in the collective evaluation. In general, loans considered for individual evaluation are loans rated substandard or lower, nonaccrual loans, loan modifications to borrowers experiencing financial difficulty, and loans 90 days or greater past due that are still on accrual. If management determines such loans have unique characteristics differing from the portfolio segment, the loan will be individually evaluated. Specific reserves are established when appropriate for such loans based on the present value of expected future cash flows of the loan. However, when management determines that foreclosure is probable or when the borrower is experiencing financial difficulty at the reporting date and repayment is expected to be provided substantially through the operation or sale of the collateral, expected credit losses are based on the fair value of the collateral at the reporting date, adjusted for selling costs as appropriate.

Management may also adjust its assumptions to account for differences between expected and actual losses from period-to-period. The variability of management's assumptions could alter the ACL on loans materially and impact future results of operations and financial condition. The loss estimation models and methods used to determine the ACL are continually refined and enhanced.

Off-Balance Sheet Credit Exposure

In the ordinary course of business, the Company enters into commitments to extend credit, including commercial letters of credit and standby letters of credit. Such financial instruments are recorded as loans when they are funded.

Allowance for Credit Losses on Off-Balance Sheet Credit Exposures

The Company estimates expected credit losses over the contractual period in which the Company is exposed to credit risk via a contractual obligation to extend credit, unless that obligation is unconditionally cancellable by the Company. The ACL on off-balance sheet credit exposures is adjusted through credit loss expense. To appropriately measure expected credit losses, management disaggregates the off-balance sheet credit exposures into similar risk

KATAHDIN BANKSHARES CORP. AND SUBSIDIARY

Notes to Consolidated Financial Statements

December 31, 2024 and 2023

characteristics, identical to those determined for the loan portfolio. An estimated funding rate is then applied to the qualifying unfunded loan commitments and letters of credit using historical information to estimate the expected funded amount for each portfolio segment as of the reporting date. Once the expected funded amount for each portfolio segment is determined, the loss rate, which is the calculated expected loan loss as a percent of the amortized cost basis for each portfolio segment, is applied to calculate the ACL on off-balance sheet credit exposures as of the reporting date. As of December 31, 2024 and 2023, the Company had recognized an ACL on off-balance sheet credit exposures of \$403,000 and \$160,000, respectively, which is recorded in accrued expenses and other liabilities on the consolidated balance sheets.

Credit Related Financial Instruments

In the ordinary course of business, the Company has entered into commitments to extend credit, including commitments under credit card arrangements and letters-of-credit. Such financial instruments are recorded when they are funded.

Loan Servicing

The Company capitalizes mortgage servicing rights at their fair value upon sale of the related loans. Capitalized servicing rights are reported in other assets and are amortized into other general and administrative expenses in proportion to, and over the period of, the estimated future net servicing income of the underlying financial assets. Servicing assets are evaluated for impairment based upon the fair value of the rights as compared to amortized cost.

Other Real Estate and Property Owned (OREO)

Assets acquired through, or in lieu of, loan foreclosure or repossession are held for sale and are initially recorded at fair value at the date of foreclosure or repossession. Subsequent to foreclosure or repossession, valuations are periodically performed by management and the assets are carried at the lower of carrying amount or fair value less cost to sell. Revenue and expenses from operations and changes in the valuation allowance are included in net expenses from other real estate and property owned.

Bank Premises and Equipment

Bank premises and equipment are stated at cost less accumulated depreciation computed on the straight-line and declining balance methods over the estimated useful lives of the assets.

Bank Owned Life Insurance (BOLI)

The Bank purchased life insurance policies insuring the lives of certain officers of the Bank. Consent was obtained from the employees prior to the purchase. The fee income stream related to the BOLI assets is reported in other noninterest income and the cash surrender value of the life insurance policies is reported in other assets.

KATAHDIN BANKSHARES CORP. AND SUBSIDIARY

Notes to Consolidated Financial Statements

December 31, 2024 and 2023

Goodwill

Goodwill, related to branch acquisitions and MFG, is not amortizable and is reviewed for impairment annually, or more frequently upon the occurrence of certain events.

Income Taxes

Deferred income tax assets and liabilities are determined using the liability (or balance sheet) method. Under this method, the net deferred tax asset or liability is determined based on the tax effects of the temporary differences between the book and tax bases of the various balance sheet assets and liabilities and gives current recognition to changes in tax rates and laws. The Company releases income tax effects from accumulated other comprehensive income when the associated transaction is recognized in earnings.

FASB ASC Topic 740, *Income Taxes*, defines the criteria that an individual tax position must satisfy for some or all of the benefits of that position to be recognized in a company's financial statements. ASC Topic 740 prescribes a recognition threshold of more-likely-than-not, and a measurement attribute for all tax positions taken or expected to be taken on a tax return, in order for those tax positions to be recognized in the financial statements. The Company is currently open to audit under the statute of limitations by the Internal Revenue Service for the years ended December 31, 2021 through 2024.

Comprehensive Income

Accounting principles generally require that recognized revenue, expenses, gains, and losses be included in net income. Although certain changes in assets and liabilities, such as unrealized gains and losses on securities available-for-sale and derivative instruments, are reported as a separate component of the equity section of the balance sheet, such items, along with net income, are components of comprehensive income.

Employee Stock Ownership Plan

Shares of the Company's common stock purchased by the Katahdin Trust Company Employee Stock Ownership Plan (ESOP) are held in a suspense account until released for allocation to participants. Shares released are allocated to each eligible participant based on the ratio of each participant's compensation, as defined in the ESOP, to the total compensation of all eligible plan participants. As the unearned shares are released from suspense, the Company recognizes compensation expense equal to the fair value of the ESOP shares committed to be released during the period. To the extent that the fair value of the ESOP shares differs from the cost of such shares, the difference is charged or credited to equity as surplus. Allocated and committed-to-be-released ESOP shares are considered outstanding for earnings per share calculations based on debt service payments. Other ESOP shares are excluded from earnings per share. The cost of unearned shares to be allocated to ESOP participants for future services not yet performed is reflected as a reduction of stockholders' equity.

KATAHDIN BANKSHARES CORP. AND SUBSIDIARY

Notes to Consolidated Financial Statements

December 31, 2024 and 2023

Earnings Per Share

Basic and diluted earnings per share data is computed based on the weighted average number of the Company's common shares outstanding during the year, which excludes the unallocated shares of the ESOP. Common stock related to unvested restricted stock awards is considered in the calculation of weighted average shares outstanding for basic and diluted earnings per share.

Derivative Financial Instruments

Fair values for interest rate swap agreements are based upon the amounts required to settle the contracts.

The Company utilizes interest rate swap agreements to provide an effective hedge against changes in the Secured Overnight Financing Rate (SOFR) and federal funds rate swap curves. Interest rate swaps are contracts in which a series of interest rate flows are exchanged over a prescribed period. The notional amount on which the interest payments are based is not exchanged.

At the inception of a derivative contract, the Company designates the derivative as one of two types based on the Company's intentions and belief as to likely effectiveness as a hedge. These two types are (1) a hedge of the fair value of a recognized asset or liability or of an unrecognized firm commitment ("fair value hedge"), or (2) a hedge of a forecasted transaction or the variability of cash flows to be received or paid related to a recognized asset or liability ("cash flow hedge"). For a fair value hedge, the gain or loss on the derivative, as well as the offsetting loss or gain on the hedged item attributable to the hedged risk, are recognized in current earnings as fair values change. For a cash flow hedge, the gain or loss on the derivative is reported in other comprehensive income and is reclassified into earnings in the same periods during which the hedged transaction affects earnings. Changes in the fair value of derivatives not designated or that do not qualify for hedge accounting are reported currently in earnings, as noninterest income.

Accrued settlements on derivatives that qualify for hedge accounting are recorded in interest income or interest expense, based on the item being hedged. Accrued settlements on derivatives not designated or that do not qualify for hedge accounting are reported in noninterest income. Cash flows on hedges are classified in the cash flow statement the same as the cash flows of the items being hedged.

The Company formally documents the relationship between derivatives and hedged items, as well as the risk-management objective and the strategy for undertaking hedge transactions at the inception of the hedging relationship. This documentation includes linking fair value or cash flow hedges to specific assets and liabilities on the balance sheet or to specific firm commitments or forecasted transactions. The Company also formally assesses, both at the hedge's inception and on an ongoing basis, whether the derivative instruments that are used are highly effective in offsetting changes in fair values or cash flows of the hedged items. The Company discontinues hedge accounting when it determines that the derivative is no longer effective in offsetting changes in the fair value or cash flows of the hedged item, the derivative is settled or terminates, a hedged forecasted transaction is no longer probable, a hedged firm commitment is no longer firm, or treatment of the derivative as a hedge is no longer appropriate or intended.

KATAHDIN BANKSHARES CORP. AND SUBSIDIARY

Notes to Consolidated Financial Statements

December 31, 2024 and 2023

When hedge accounting is discontinued, subsequent changes in fair value of the derivative are recorded as noninterest income. When a fair value hedge is discontinued, the hedged asset or liability is no longer adjusted for changes in fair value and the existing basis adjustment is amortized or accreted over the remaining life of the asset or liability. When a cash flow hedge is discontinued but the hedged cash flows or forecasted transactions are still expected to occur, gains or losses that were accumulated in other comprehensive income are amortized into earnings over the same periods which the hedged transactions will affect earnings.

The Company is exposed to losses if a counterparty fails to make its payments under a contract in which the Company is in the net receiving position. The Company anticipates that the counterparty will be able to fully satisfy its obligations under the agreements. All the contracts to which the Company is a party settle monthly or quarterly. In addition, the Company obtains collateral above certain thresholds of the fair value of its derivatives with the counterparty based upon its credit standing.

Revenue from Contracts with Customers

All of the Company's revenue from contracts with customers in the scope of ASC Topic 606 is recognized within noninterest income. A description of the Company's revenue streams accounted for under ASC Topic 606 follows:

Service charges and fees on deposit accounts: The Company earns fees from its deposit customers for transaction-based, account maintenance, and overdraft services. Transaction-based fees, which include services such as ATM use fees, stop payment charges, statement rendering, and ACH/wire transfer fees, are recognized at the time the transaction is executed as that is the point in time the Company fulfills the customer's request, or the fee has been earned. Account maintenance fees, which relate primarily to monthly maintenance, are earned over the course of a month, representing the period over which the Company satisfies the performance obligation. Overdraft fees are recognized at the point in time that the overdraft occurs. Service charges and fees on deposits are withdrawn from the customer's account balance.

Interchange income: The Company earns interchange fees from debit cardholder transactions conducted through the Visa payment network. Interchange fees from cardholder transactions represent a percentage of the underlying transaction value and are recognized daily, concurrently with the transaction processing services provided to the cardholder. Interchange income is included in other noninterest income and was \$1,694,000 and \$1,574,000 in 2024 and 2023, respectively.

Investment brokerage fees: The Company earns investment brokerage fees from its contracts with investment advisory and brokerage customers to manage assets for investment, and/or to transact on their accounts. These fees are primarily earned over time as the Company provides the contracted monthly or quarterly services and are generally assessed based on a tiered scale of the market value of assets under management at month-end. Fees that are transaction-based, including trade execution services, are recognized at the point in time that the transaction is executed, i.e., the trade date. Other related services provided include financial planning services and the fees the Company earns, which are based on a fixed fee schedule, are recognized when the services are rendered. Investment brokerage fees are included in other noninterest income and was \$932,000 and \$861,000 in 2024 and 2023, respectively.

KATAHDIN BANKSHARES CORP. AND SUBSIDIARY

Notes to Consolidated Financial Statements

December 31, 2024 and 2023

Segment Information

The Company's reportable segment is determined by the Chief Financial Officer, who is the designated chief operating decision maker, based upon information provided about the Company's products and services offered, primarily banking operations. The segment is also distinguished by the level of information provided by the chief operating decision maker, who uses such information to review performance of various components of the business, which are then aggregated if operating performance, products/services, and customers are similar. The chief operating decision maker will evaluate the financial performance of the Company's business components such as by evaluating revenue streams, significant expenses, and budget to actual results in assessing the Company's segment and in the determination of allocating resources. The chief operating decision maker uses revenue streams to evaluate product pricing and significant expenses to assess performance and evaluate return on assets. The chief operating decision maker uses consolidated net income to benchmark the Company against its competitors. The benchmarking analysis coupled with monitoring of budget to actual results are used in assessing performance and in establishing compensation. Loans, investments, and deposit product service fees provide the revenues in the banking operation. Interest expense, credit loss expense, and salaries and employee benefits, as reported on the consolidated statements of income, provide the significant expenses in the banking operation. All operations are domestic.

Accounting policies for segments are the same as those described herein. Segment performance is evaluated using consolidated net income. The measure of segment assets is reported on the consolidated balance sheets as total consolidated assets. Noncash items, such as depreciation and amortization, as well as expenditures for premises and equipment, are reported on the consolidated statements of cash flows.

Recently Issued Accounting Pronouncements

In December 2023, the FASB issued ASU No. 2023-09, *Improvements to Income Tax Disclosures*. The ASU provides more transparency about income tax information through improvements to income tax disclosures primarily related to the rate reconciliation and income taxes paid information, such as requiring the disclosure of specific categories in the rate reconciliation and the disaggregation of income tax expense and income taxes paid by federal, state, and foreign taxes. The ASU is effective for annual periods beginning after December 15, 2024. The Company does not believe the ASU will have a material impact on the Company's consolidated financial statements.

In November 2024, the FASB issued ASU No. 2024-03, *Disaggregation of Income Statement Expenses*. The ASU, among other things, requires disclosure in the notes to the financial statements of specified information about certain costs and expenses. For instance, public business entities must disclose the amounts of employee compensation, depreciation, and intangible asset amortization. A qualitative description of the amounts remaining in relevant expense captions must be disclosed if not disaggregated quantitatively. A relevant expense caption is defined as an expense caption presented on the face of the income statement that contains any of the expenses specifically required to be disclosed by the ASU. The ASU also requires the disclosure of the total amount of selling expenses and an entity's definition of selling expenses. The ASU is effective for annual periods beginning after December 15, 2026. The Company does not believe the ASU will have a material impact on the Company's consolidated financial statements.

KATAHDIN BANKSHARES CORP. AND SUBSIDIARY

Notes to Consolidated Financial Statements

December 31, 2024 and 2023

There was no ACL on securities available-for-sale or held-to-maturity as of December 31, 2024 and 2023.

The following summarizes the Company's gross unrealized losses and fair values aggregated by investment category and length of time that individual securities have been in a continuous loss position for which an ACL has not been recorded at December 31, 2024 and 2023:

	2024					
	Less than 12 months		12 months or longer		Total	
	Fair Value	Unrealized Loss	Fair Value	Unrealized Loss	Fair Value	Unrealized Loss
U.S. Treasury	\$ -	\$ -	\$ 1,953,000	\$ (31,000)	\$ 1,953,000	\$ (31,000)
State and municipal	4,321,000	(55,000)	9,737,000	(1,580,000)	14,058,000	(1,635,000)
Corporate bonds	-	-	1,937,000	(263,000)	1,937,000	(263,000)
Mortgage- backed and CMOs	<u>25,111,000</u>	<u>(562,000)</u>	<u>90,630,000</u>	<u>(14,234,000)</u>	<u>115,741,000</u>	<u>(14,796,000)</u>
Total	<u>\$ 29,432,000</u>	<u>\$ (617,000)</u>	<u>\$ 104,257,000</u>	<u>\$ (16,108,000)</u>	<u>\$ 133,689,000</u>	<u>\$ (16,725,000)</u>
	2023					
	Less than 12 months		12 months or longer		Total	
	Fair Value	Unrealized Loss	Fair Value	Unrealized Loss	Fair Value	Unrealized Loss
U.S. Treasury	\$ -	\$ -	\$ 1,875,000	\$ (84,000)	\$ 1,875,000	\$ (84,000)
State and municipal	2,165,000	(16,000)	8,299,000	(1,219,000)	10,464,000	(1,235,000)
Corporate bonds	-	-	1,857,000	(343,000)	1,857,000	(343,000)
Mortgage- backed and CMOs	<u>5,728,000</u>	<u>(24,000)</u>	<u>104,723,000</u>	<u>(14,116,000)</u>	<u>110,451,000</u>	<u>(14,140,000)</u>
Total	<u>\$ 7,893,000</u>	<u>\$ (40,000)</u>	<u>\$ 116,754,000</u>	<u>\$ (15,762,000)</u>	<u>\$ 124,647,000</u>	<u>\$ (15,802,000)</u>

KATAHDIN BANKSHARES CORP. AND SUBSIDIARY

Notes to Consolidated Financial Statements

December 31, 2024 and 2023

The unrealized losses on the Company's securities available-for-sale have not been recognized into income because management does not intend to sell and it is not more-likely-than-not it will be required to sell any of the securities available-for-sale before recovery of its amortized cost basis. Furthermore, the unrealized losses were due to changes in interest rates and other market conditions, were not reflective of credit events and the issuers continue to make timely principal and interest payments on the bonds. The Company's securities available-for-sale are state and municipal, corporate, agency-backed, or government-sponsored enterprise securities. State and municipal, agency-backed, and government-sponsored enterprise securities have a long history with no credit losses, including during times of severe stress. The principal and interest payments on agency-guaranteed debt is backed by the U.S. government. Government-sponsored enterprises similarly guarantee principal and interest payments and carry an implicit guarantee from the U.S. Department of the Treasury. Additionally, government-sponsored enterprise securities are exceptionally liquid, readily marketable, and provide a substantial amount of price transparency and price parity, indicating a perception of zero credit losses. Corporate bonds are with other banking organizations in which the Company has historically not had credit losses.

The following table presents gross realized gains and losses on securities available-for-sale during the years ended December 31:

	<u>2024</u>	<u>2023</u>
Proceeds from sales	\$ -	\$ 56,000
Gross realized gains	\$ -	\$ -
Gross realized losses	<u>-</u>	<u>(12,000)</u>
Net realized loss	<u>\$ -</u>	<u>\$ (12,000)</u>

At December 31, 2024 and 2023, securities with a fair value of \$64,637,000 and \$51,872,000, respectively, were pledged to secure certain borrowings and municipal deposits as required or permitted by law.

The amortized cost and fair value of securities by contractual maturity at December 31, 2024 follow:

	<u>Available-for-Sale</u>	
	<u>Amortized</u>	<u>Fair</u>
	<u>Cost</u>	<u>Value</u>
Within 1 year	\$ 6,872,000	\$ 6,764,000
Over 1 year through 5 years	19,310,000	18,726,000
Over 5 years through 10 years	25,286,000	23,521,000
Over 10 years	<u>114,542,000</u>	<u>100,509,000</u>
	<u>\$166,010,000</u>	<u>\$ 149,520,000</u>

Mortgage-backed securities and CMOs are allocated among the above maturity groupings based on their final maturity dates.

KATAHDIN BANKSHARES CORP. AND SUBSIDIARY

Notes to Consolidated Financial Statements

December 31, 2024 and 2023

Other Investments

The following table summarizes the cost and estimated fair value of the Company's other investments at December 31, 2024:

	<u>Cost</u>	<u>Unrealized Gains</u>	<u>Unrealized Losses</u>	<u>Fair Value</u>
Other investments	\$ <u>500,000</u>	\$ <u>-</u>	\$ <u>(30,000)</u>	\$ <u>470,000</u>

The following tables summarizes the cost and estimated fair value of the Company's other investments at December 31, 2023:

	<u>Cost</u>	<u>Unrealized Gains</u>	<u>Unrealized Losses</u>	<u>Fair Value</u>
Other investments	\$ <u>500,000</u>	\$ <u>-</u>	\$ <u>(65,000)</u>	\$ <u>435,000</u>

For the years ended December 31, 2024 and 2023, the Company recognized unrealized gains of \$35,000 and \$57,000, respectively, due to the change in the fair value of its other investments. These losses and gains have been presented within other noninterest income on the consolidated statements of income.

4. Loans

A summary of the loan balances by segment are as follows:

	<u>2024</u>	<u>2023</u>
Mortgage loans on real estate		
Residential 1-4 family	\$ 171,596,000	\$ 164,264,000
Commercial	465,646,000	<u>464,987,000</u>
	637,242,000	629,251,000
Commercial	181,716,000	162,802,000
Consumer	4,600,000	<u>5,989,000</u>
Subtotal	823,558,000	798,042,000
Less: Allowance for credit losses	8,298,000	7,975,000
Add: Net deferred loan costs	994,000	<u>951,000</u>
Loans, net	\$ <u>816,254,000</u>	\$ <u>791,018,000</u>

KATAHDIN BANKSHARES CORP. AND SUBSIDIARY

Notes to Consolidated Financial Statements

December 31, 2024 and 2023

The Company manages its loan portfolio proactively to effectively identify problem credits and assess trends early, implement effective work-out strategies, and take charge-offs as promptly as practical. In addition, the Company continuously reassesses its underwriting standards in response to credit risk posed by changes in economic conditions. For purposes of determining the ACL on loans, the Company disaggregates its loans into portfolio segments. Each portfolio segment possesses unique risk characteristics that are considered when determining the appropriate level of allowance. As of December 31, 2024 and December 31, 2023, the Company's loan portfolio segments, as determined based on the unique risk characteristics of each, included the following:

Commercial – Loans in this segment are made to businesses and municipalities and are generally secured by assets of the entity. For loans made to businesses, repayment is expected from the cash flows of the business. A weakened economy, and resultant decreased consumer spending, will have an effect on the credit quality of these loans. For loans made to municipalities, repayment is primarily dependent on taxes or other funds collected by the municipalities. Management considers there to be minimal risk surrounding the credit quality of municipal loans.

Commercial real estate – Loans in this segment are primarily income-producing properties or properties occupied by businesses. The underlying cash flows generated by the properties are adversely impacted by a downturn in the economy as evidenced by increased vacancy rates or a general slowdown in business which, in turn, will have an effect on the credit quality of this segment.

Residential real estate – Loans in this segment are collateralized by owner-occupied residential real estate and repayment is dependent on the credit quality of the individual borrower. The overall health of the economy, including unemployment rates and housing prices, will have an effect on the credit quality of this segment.

Consumer – Repayment of loans in this segment is generally dependent on the credit quality of the individual borrower.

The following table summarizes changes in the ACL, by portfolio segment, for the year ended December 31, 2024:

	<u>Commercial</u>	<u>Commercial Real Estate</u>	<u>Residential Real Estate</u>	<u>Consumer</u>	<u>Total</u>
Allowance for credit losses					
Beginning balance	\$ 1,389,000	\$ 5,621,000	\$ 916,000	\$ 49,000	\$ 7,975,000
Provision for (reduction of) loan losses	238,000	23,000	33,000	13,000	307,000
Loans charged off	-	-	(18,000)	(20,000)	(38,000)
Recoveries of loans previously charged off	<u>46,000</u>	<u>-</u>	<u>8,000</u>	<u>-</u>	<u>54,000</u>
Ending balance	<u>\$ 1,673,000</u>	<u>\$ 5,644,000</u>	<u>\$ 939,000</u>	<u>\$ 42,000</u>	<u>\$ 8,298,000</u>

KATAHDIN BANKSHARES CORP. AND SUBSIDIARY

Notes to Consolidated Financial Statements

December 31, 2024 and 2023

The following table summarizes changes in the ACL, by portfolio segment, for the year ended December 31, 2023:

	<u>Commercial</u>	<u>Commercial Real Estate</u>	<u>Residential Real Estate</u>	<u>Consumer</u>	<u>Unallocated</u>	<u>Total</u>
Allowance for credit losses						
Beginning balance, prior to adoption of ASU No. 2016-13	\$ 1,319,000	\$ 4,241,000	\$ 882,000	\$ 38,000	\$ 948,000	\$ 7,428,000
Impact of adopting ASU No. 2016-13	(20,000)	1,483,000	(69,000)	(7,000)	(948,000)	439,000
Provision for (reduction of) loan losses	127,000	(104,000)	100,000	19,000	-	142,000
Loans charged off	(42,000)	-	-	(1,000)	-	(43,000)
Recoveries of loans previously charged off	<u>5,000</u>	<u>1,000</u>	<u>3,000</u>	<u>-</u>	<u>-</u>	<u>9,000</u>
Ending balance	<u>\$ 1,389,000</u>	<u>\$ 5,621,000</u>	<u>\$ 916,000</u>	<u>\$ 49,000</u>	<u>\$ -</u>	<u>\$ 7,975,000</u>

To further identify loans with similar risk profiles, the Company categorizes each portfolio segment into classes by credit risk characteristic and applies a credit quality indicator to each portfolio segment. In general, risk ratings are adjusted periodically throughout the year as updated analysis and review warrants. This process may include, but is not limited to, annual credit and loan reviews, periodic reviews of loan performance metrics, such as delinquency rates, and quarterly reviews of adversely risk rated loans.

Commercial: Commercial and Commercial Real Estate

The commercial portfolio is closely monitored for quality and the likelihood of loss. Based on the current information surrounding the facts and circumstances of the loan, an internal credit rating is assigned. Credit ratings 1-5 are deemed to be a performing loan with no significant likelihood of loss, and is considered pass. The ratings are further measured with a 6 – special mention, 7 – substandard, 8 – doubtful, and 9 – loss. Each of these ratings are supported by the facts and circumstances surrounding the loan that would cause a higher probability of some loss and thus as the rating progresses down the scale a higher reserve for loan loss is allocated to the particular group mentioned.

Loans rated 1: Loans in this category include municipalities or other government establishments primarily engaged in providing general support for government or administration of education programs.

KATAHDIN BANKSHARES CORP. AND SUBSIDIARY

Notes to Consolidated Financial Statements

December 31, 2024 and 2023

Loans rated 2: Loans in this category include borrowers of unquestioned credit standing and a consistently strong financial condition as evidenced by earnings, liquidity, leverage, and cash flow. Additionally, loans secured by cash collateral or properly margined marketable securities are considered rated 2.

Loans rated 3: These loans include borrowers that have most of the characteristics of a loan rated 2, but either the financial condition, management, or industry is not quite as strong.

Loans rated 4: These loans include borrowers that have a reasonable financial condition. While loans in this category are sound, they do carry a higher risk. The borrower is generally profitable with occasional moderate losses.

Loans rated 5: These loans are considered “watch list.” These loans are those commercial loans that, while creditworthy, exhibit some characteristics which require special attention by the loan officer. This is the lowest permissible rating for a new loan. Loans rated 5 must be closely monitored as any deterioration may be cause for prompt re-rating to 6 or lower. Principal areas of concern may be management problems, industry stress, financial deterioration, operating losses, inadequate cash flow, highly cyclical industries, or any other area that would negatively affect the borrower's ability to repay the obligation in full on a timely basis.

Loans rated 6: Loans in this category are considered “special mention.” These loans are considered protected but may have potential weaknesses, which may weaken the asset or inadequately protect the Bank's credit position at some future date.

Loans rated 7: Loans in this category are considered “substandard.” These loans might be inadequately protected by the current net worth and paying capacity of the borrower or of the collateral pledged, if any. Assets so classified often have well-defined weaknesses that jeopardize the liquidation of the debt. They are characterized by the distinct possibility that the Bank will sustain some loss if the deficiencies are not corrected.

Loans rated 8: Loans in this category are considered “doubtful.” Loans classified as doubtful have all the weaknesses inherent in one classified substandard with the added characteristic that the weaknesses may make collection or liquidation in full highly questionable and improbable based on currently existing facts, conditions, and values. The possibility of loss is extremely high, but because of certain important and reasonably specific pending factors, which may work to the advantage of strengthening of the asset, its rating as 9 is deferred until its more exact status may be determined. Pending factors include proposed merger, acquisition, or liquidation procedures, capital injection, perfecting liens on additional collateral, and refinancing plans.

Loans rated 9: Loans in this category are considered “loss” or uncollectible. For these loans it is not practical or desirable to defer writing off the basically worthless loan even though partial recovery may be affected in the future.

KATAHDIN BANKSHARES CORP. AND SUBSIDIARY

Notes to Consolidated Financial Statements

December 31, 2024 and 2023

Consumer and Residential 1-4 Family

These loans are broken out as either pass or substandard. A loan is typically marked as substandard when it becomes 90 days past due or under certain circumstances such as bankruptcy or excessive tax liens. Higher reserves are allocated to substandard consumer loans as there would be a higher probability of loss.

Based on the most recent analysis performed, the risk category of loans by class of loans is as follows as of December 31, 2024:

Term Loans Amortized Cost Basis by Origination Year

	<u>2024</u>	<u>2023</u>	<u>2022</u>	<u>2021</u>	<u>Prior</u>	Revolving Loans Amortized Cost Basis	Revolving Loans Converted to Term	<u>Total</u>
Commercial real estate:								
Risk rating								
Pass (Graded 1-5)	\$ 53,658,000	\$ 51,154,000	\$ 77,217,000	\$ 89,291,000	\$ 171,300,000	\$ 4,053,000	\$ -	\$446,673,000
Special mention (6)	70,000	3,431,000	485,000	2,564,000	10,940,000	75,000	-	7,565,000
Substandard (7)	-	1,090,000	-	202,000	116,000	-	-	1,408,000
Doubtful (8)	-	-	-	-	-	-	-	-
Loss (9)	-	-	-	-	-	-	-	-
Total commercial real estate	<u>\$ 53,728,000</u>	<u>\$ 55,675,000</u>	<u>\$ 77,702,000</u>	<u>\$ 92,057,000</u>	<u>\$ 182,356,000</u>	<u>\$ 4,128,000</u>	<u>\$ -</u>	<u>\$465,646,000</u>
Commercial real estate: Current period gross write offs	\$ -	\$ -	\$ -	\$ -	\$ -	\$ -	\$ -	\$ -

Term Loans Amortized Cost Basis by Origination Year

	<u>2024</u>	<u>2023</u>	<u>2022</u>	<u>2021</u>	<u>Prior</u>	Revolving Loans Amortized Cost Basis	Revolving Loans Converted to Term	<u>Total</u>
Commercial:								
Risk rating								
Pass (Graded 1-5)	\$ 61,594,000	\$ 34,375,000	\$ 28,949,000	\$ 11,208,000	\$ 15,023,000	\$ 26,311,000	\$ -	\$177,460,000
Special mention (6)	237,000	780,000	191,000	123,000	448,000	329,000	-	2,108,000
Substandard (7)	37,000	443,000	44,000	171,000	113,000	1,340,000	-	2,148,000
Doubtful (8)	-	-	-	-	-	-	-	-
Loss (9)	-	-	-	-	-	-	-	-
Total commercial	<u>\$ 61,868,000</u>	<u>\$ 35,598,000</u>	<u>\$ 29,184,000</u>	<u>\$ 11,502,000</u>	<u>\$ 15,584,000</u>	<u>\$ 27,980,000</u>	<u>\$ -</u>	<u>\$181,716,000</u>
Commercial: Current period gross write offs	\$ -	\$ -	\$ -	\$ -	\$ -	\$ -	\$ -	\$ -

KATAHDIN BANKSHARES CORP. AND SUBSIDIARY

Notes to Consolidated Financial Statements

December 31, 2024 and 2023

Term Loans Amortized Cost Basis by Origination Year

	<u>2024</u>	<u>2023</u>	<u>2022</u>	<u>2021</u>	<u>Prior</u>	Revolving Loans Amortized Cost Basis	Revolving Loans Converted to Term	<u>Total</u>
Residential real estate:								
Pass	\$ 19,541,000	\$ 16,511,000	\$ 17,603,000	\$ 27,908,000	\$ 63,968,000	\$ 23,582,000	\$ 1,392,000	\$ 170,505,000
Substandard	<u>282,000</u>	<u>47,000</u>	-	<u>264,000</u>	<u>381,000</u>	-	<u>117,000</u>	<u>1,091,000</u>
Total residential real estate	<u>\$ 19,823,000</u>	<u>\$ 16,558,000</u>	<u>\$ 17,603,000</u>	<u>\$ 28,172,000</u>	<u>\$ 64,349,000</u>	<u>\$ 23,582,000</u>	<u>\$ 1,509,000</u>	<u>\$ 171,596,000</u>

Residential real estate:

Current period gross write offs	\$	-\$	17,000	\$	-	\$	-	1,000	\$	-	-	\$	18,000
---------------------------------	----	-----	--------	----	---	----	---	-------	----	---	---	----	--------

Term Loans Amortized Cost Basis by Origination Year

	<u>2024</u>	<u>2023</u>	<u>2022</u>	<u>2021</u>	<u>Prior</u>	Revolving Loans Amortized Cost Basis	Revolving Loans Converted to Term	<u>Total</u>
Consumer:								
Pass	\$ 1,296,000	\$ 1,579,000	\$ 646,000	\$ 184,000	\$ 760,000	\$ 107,000	\$ -	\$ 4,572,000
Substandard	<u>28,000</u>	-	-	-	-	-	-	<u>28,000</u>
Total consumer	<u>\$ 1,324,000</u>	<u>\$ 1,579,000</u>	<u>\$ 646,000</u>	<u>\$ 184,000</u>	<u>\$ 760,000</u>	<u>\$ 107,000</u>	<u>\$ -</u>	<u>\$ 4,600,000</u>

Consumer:

Current period gross write offs	\$	-	\$	-	\$	7,000	\$	-	\$	13,000	\$	-	\$	20,000
---------------------------------	----	---	----	---	----	-------	----	---	----	--------	----	---	----	--------

Based on the most recent analysis performed, the risk category of loans by class of loans is as follows as of December 31, 2023:

Term Loans Amortized Cost Basis by Origination Year

	<u>2023</u>	<u>2022</u>	<u>2021</u>	<u>Prior</u>	Revolving Loans Amortized Cost Basis	Revolving Loans Converted to Term	<u>Total</u>
Commercial real estate							
Risk Rating							
Pass (Graded 1-5)	\$ 58,890,000	\$ 86,162,000	\$ 99,510,000	\$ 210,000,000	\$ 3,888,000	\$ -	\$ 458,450,000
Special mention (6)	1,618,000	36,000	1,179,000	2,921,000	115,000	-	5,869,000
Substandard (7)	-	-	-	668,000	-	-	668,000
Doubtful (8)	-	-	-	-	-	-	-
Loss (9)	-	-	-	-	-	-	-
Total commercial real estate	<u>\$ 60,508,000</u>	<u>\$ 86,198,000</u>	<u>\$ 100,689,000</u>	<u>\$ 213,589,000</u>	<u>\$ 4,003,000</u>	<u>\$ -</u>	<u>\$ 464,987,000</u>
Commercial real estate:							
Current period gross write offs	\$	-	\$	-	\$	-	\$

KATAHDIN BANKSHARES CORP. AND SUBSIDIARY

Notes to Consolidated Financial Statements

December 31, 2024 and 2023

Term Loans Amortized Cost Basis by Origination Year

	<u>2023</u>	<u>2022</u>	<u>2021</u>	<u>Prior</u>	<u>Revolving Loans Amortized Cost Basis</u>	<u>Revolving Loans Converted to Term</u>	<u>Total</u>
Commercial:							
Risk rating							
Pass (Graded 1-5)	\$ 57,987,000	\$ 36,626,000	\$ 18,579,000	\$ 24,355,000	\$ 22,233,000	\$ -	\$ 159,780,000
Special mention (6)	75,000	143,000	-	314,000	1,223,000	-	1,755,000
Substandard (7)	469,000	53,000	210,000	535,000	-	-	1,267,000
Doubtful (8)	-	-	-	-	-	-	-
Loss (9)	-	-	-	-	-	-	-
Total commercial	<u>\$ 58,531,000</u>	<u>\$ 36,822,000</u>	<u>\$ 18,789,000</u>	<u>\$ 25,204,000</u>	<u>\$ 23,456,000</u>	<u>\$ -</u>	<u>\$ 162,802,000</u>

Commercial:							
Current period gross write offs	\$ -	\$ 16,000	\$ 26,000	\$ -	\$ -	\$ -	\$ 42,000

Term Loans Amortized Cost Basis by Origination Year

	<u>2023</u>	<u>2022</u>	<u>2021</u>	<u>Prior</u>	<u>Revolving Loans Amortized Cost Basis</u>	<u>Revolving Loans Converted to Term</u>	<u>Total</u>
Residential real estate:							
Pass	\$ 18,344,000	\$ 19,621,000	\$ 30,962,000	\$ 73,151,000	\$ 19,800,000	\$ 1,509,000	\$ 163,387,000
Substandard	<u>69,000</u>	<u>184,000</u>	<u>-</u>	<u>505,000</u>	<u>8,000</u>	<u>111,000</u>	<u>877,000</u>
Total residential real estate	<u>\$ 18,413,000</u>	<u>\$ 19,805,000</u>	<u>\$ 30,962,000</u>	<u>\$ 73,656,000</u>	<u>\$ 19,808,000</u>	<u>\$ 1,620,000</u>	<u>\$ 164,264,000</u>

Residential real estate:							
Current period gross write offs	\$ -	\$ -	\$ -	\$ -	\$ -	\$ -	\$ -

Term Loans Amortized Cost Basis by Origination Year

	<u>2023</u>	<u>2022</u>	<u>2021</u>	<u>Prior</u>	<u>Revolving Loans Amortized Cost Basis</u>	<u>Revolving Loans Converted To Term</u>	<u>Total</u>
Consumer:							
Pass	\$ 2,845,000	\$ 1,179,000	\$ 453,000	\$ 1,311,000	\$ 167,000	\$ -	\$ 5,955,000
Substandard	<u>32,000</u>	<u>-</u>	<u>-</u>	<u>2,000</u>	<u>-</u>	<u>-</u>	<u>34,000</u>
Total consumer	<u>\$ 2,877,000</u>	<u>\$ 1,179,000</u>	<u>\$ 453,000</u>	<u>\$ 1,313,000</u>	<u>\$ 167,000</u>	<u>\$ -</u>	<u>\$ 5,989,000</u>

Consumer:							
Current period gross write offs	\$ -	\$ -	\$ -	\$ -	\$ 1,000	\$ -	\$ 1,000

KATAHDIN BANKSHARES CORP. AND SUBSIDIARY

Notes to Consolidated Financial Statements

December 31, 2024 and 2023

The following table presents the amortized cost basis of loans on nonaccrual status as of December 31, 2024:

	<u>Nonaccrual with No Allowance for Credit Loss</u>	<u>Total Nonaccrual</u>	<u>Past Due 90 Days or Greater and Accruing</u>
	Dec 31, <u>2024</u>	Jan 1, <u>2024</u>	Dec 31, <u>2024</u>
Commercial	\$ 509,000	\$ 65,000	\$ 674,000
Commercial real estate	-	145,000	-
Residential real estate	31,000	428,000	689,000
Consumer	<u>-</u>	<u>32,000</u>	<u>29,000</u>
Total	<u>\$ 540,000</u>	<u>\$ 670,000</u>	<u>\$ 1,392,000</u>

The Company recognized \$9,000 of interest income on commercial nonaccrual loans and \$4,000 of interest income on residential real estate nonaccrual loans during the year ended December 31, 2024.

The following table presents the amortized cost basis of loans on nonaccrual status as of December 31, 2023:

	<u>Nonaccrual with No Allowance for Credit Loss</u>	<u>Total Nonaccrual</u>	<u>Past Due 90 Days or Greater and Accruing</u>
	Dec 31, <u>2023</u>	Jan 1, <u>2023</u>	Dec 31, <u>2023</u>
Commercial	\$ 41,000	\$ 98,000	\$ 65,000
Commercial real estate	-	202,000	145,000
Residential real estate	125,000	205,000	428,000
Consumer	<u>-</u>	<u>-</u>	<u>32,000</u>
Total	<u>\$ 166,000</u>	<u>\$ 505,000</u>	<u>\$ 670,000</u>

The Company recognized \$3,000 of interest income on nonaccrual loans during the year ended December 31, 2023 on residential real estate loans.

KATAHDIN BANKSHARES CORP. AND SUBSIDIARY

Notes to Consolidated Financial Statements

December 31, 2024 and 2023

A loan is considered to be past due once it is 30 days contractually past due under the terms of the agreement. The following table presents an aging analysis of loans as of December 31, 2024:

	<u>30-59 Days Past Due</u>	<u>60-89 Days Past Due</u>	<u>90 Days and Greater</u>	<u>Total Past Due</u>	<u>Current</u>	<u>Total Loans</u>
Commercial	\$ 471,000	\$ 8,000	\$ 400,000	\$ 879,000	\$ 180,837,000	\$ 181,716,000
Commercial real estate	1,292,000	-	-	1,292,000	464,354,000	465,646,000
Residential real estate	228,000	282,000	272,000	782,000	170,814,000	171,596,000
Consumer	<u>41,000</u>	<u>9,000</u>	<u>-</u>	<u>50,000</u>	<u>4,550,000</u>	<u>4,600,000</u>
Total	<u>\$ 2,032,000</u>	<u>\$ 299,000</u>	<u>\$ 672,000</u>	<u>\$ 3,003,000</u>	<u>\$ 820,555,000</u>	<u>\$ 823,558,000</u>

The following table presents an aging analysis of loans as of December 31, 2023:

	<u>30-59 Days Past Due</u>	<u>60-89 Days Past Due</u>	<u>90 Days and Greater</u>	<u>Total Past Due</u>	<u>Current</u>	<u>Total Loans</u>
Commercial	\$ 416,000	\$ 275,000	\$ 20,000	\$ 711,000	\$ 162,091,000	\$ 162,802,000
Commercial real estate	1,325,000	37,000	-	1,362,000	463,625,000	464,987,000
Residential real estate	66,000	164,000	117,000	347,000	163,917,000	164,264,000
Consumer	<u>-</u>	<u>32,000</u>	<u>-</u>	<u>32,000</u>	<u>5,957,000</u>	<u>5,989,000</u>
Total	<u>\$ 1,959,000</u>	<u>\$ 508,000</u>	<u>\$ 137,000</u>	<u>\$ 2,452,000</u>	<u>\$ 795,590,000</u>	<u>\$ 798,042,000</u>

KATAHDIN BANKSHARES CORP. AND SUBSIDIARY

Notes to Consolidated Financial Statements

December 31, 2024 and 2023

The following table presents the amortized cost basis of collateral-dependent loans as of December 31, 2024 by collateral type:

	<u>Real Estate</u>	<u>Other</u>	<u>Total</u>
Commercial	\$ 15,000	\$ 696,000	\$ 711,000
Commercial real estate	-	-	-
Residential real estate	589,000	-	589,000
Consumer	-	29,000	29,000
	<u> </u>	<u> </u>	<u> </u>
Total	\$ <u>604,000</u>	\$ <u>725,000</u>	\$ <u>1,329,000</u>

The following table presents the amortized cost basis of collateral-dependent loans as of December 31, 2023 by collateral type:

	<u>Real Estate</u>	<u>Other</u>	<u>Total</u>
Commercial	\$ 20,000	\$ 20,000	\$ 40,000
Commercial real estate	-	-	-
Residential real estate	282,000	-	282,000
Consumer	-	32,000	32,000
	<u> </u>	<u> </u>	<u> </u>
Total	\$ <u>302,000</u>	\$ <u>52,000</u>	\$ <u>354,000</u>

Collateral-dependent loans are loans for which the repayment is expected to be provided substantially by the underlying collateral and there are no other available and reliable sources of repayment.

Occasionally, the Company modifies loans to borrowers in financial distress by providing principal forgiveness, term extension, an other-than-insignificant payment delay or interest rate reduction. When principal forgiveness is provided, the amount of forgiveness is charged-off against the ACL.

In some cases, the Company provides multiple types of concessions on one loan. Typically, one type of concession, such as a term extension, is granted initially. If the borrower continues to experience financial difficulty, another concession, such as principal forgiveness, may be granted. For the loans included in the “combination” column below, multiple types of modifications have been made on the same loan within the current reporting period. The combination is at least two of the following: a term extension, principal forgiveness, an other-than-insignificant payment delay, and/or an interest rate reduction.

KATAHDIN BANKSHARES CORP. AND SUBSIDIARY

Notes to Consolidated Financial Statements

December 31, 2024 and 2023

The following tables present the amortized cost basis of loans that were both experiencing financial difficulty and modified during the years ended December 31, 2024 and December 31, 2023, by class and by type of modification. The percentage of the amortized cost basis of loans that were modified to borrowers in financial distress as compared to the amortized cost basis of each class of financing receivable, which are deemed to be the same as the Company's portfolio segments, is also presented below.

Year ended December 31, 2024:

	Combination Payment Delay and Term <u>Extension</u>	Combination Payment Delay, Term Extension and Interest Rate <u>Reduction</u>	Total Class of Financing Receivable
Commercial	\$ 220,000	\$ -	0.12%
Commercial real estate	-	-	-
Residential real estate	-	281,000	0.16%
Consumer	<u>29,000</u>	<u>-</u>	<u>0.63%</u>
 Total	 <u>\$ 249,000</u>	 <u>\$ 281,000</u>	 <u>0.06%</u>

Year ended December 31, 2023:

	Combination Payment Delay and Term <u>Extension</u>	Total Class of Financing Receivable
Commercial	\$ 40,000	-%
Commercial real estate	-	-
Residential real estate	-	-
Consumer	<u>-</u>	<u>-</u>
 Total	 <u>\$ 40,000</u>	 <u>-%</u>

The Company has not committed to lend additional amounts to the borrowers included in the previous tables.

KATAHDIN BANKSHARES CORP. AND SUBSIDIARY

Notes to Consolidated Financial Statements

December 31, 2024 and 2023

The Company closely monitors the performance of loans that are modified to borrowers experiencing financial difficulty to understand the effectiveness of its modification efforts. The following table presents the performance of such loans that have been modified in the last 12 months as of December 31, 2024:

	30 - 59 Days <u>Past Due</u>	60 – 89 Days <u>Past Due</u>	Greater Than 89 Days <u>Past Due</u>	<u>Total Past Due</u>
Commercial	\$ 160,000	\$ -	\$ -	\$ 160,000
Commercial real estate	-	-	-	-
Residential real estate	-	281,000	-	281,000
Consumer	<u>29,000</u>	<u>-</u>	<u>-</u>	<u>29,000</u>
Total	<u>\$ 189,000</u>	<u>\$ 281,000</u>	<u>\$ -</u>	<u>\$ 470,000</u>

No borrowers that were modified in the last 12 months were past due as of December 31, 2023.

The following table presents the financial effect of the loan modifications presented above to borrowers experiencing financial difficulty for the year ended December 31, 2024:

	Weighted- Average Term <u>Extension</u>	Weighted- Average Interest Rate <u>Reduction</u>	Weighted- Average Payment Delay <u>Delay</u>
Commercial	87 months	-	3 months
Commercial real estate	-	-	-
Residential real estate	133 months	0.17%	5 months
Consumer	23 months	-	5 months

The following table presents the financial effect of the loan modifications presented above to borrowers experiencing financial difficulty for the year ended December 31, 2023:

	Weighted- Average Term <u>Extension</u>	Weighted- Average Payment Delay <u>Delay</u>
Commercial	8 months	5 months
Commercial real estate	-	-
Residential real estate	-	-
Consumer	-	-

KATAHDIN BANKSHARES CORP. AND SUBSIDIARY

Notes to Consolidated Financial Statements

December 31, 2024 and 2023

The following table presents the amortized cost basis of loans that had a payment default during the year ended December 31, 2024 and were modified in the twelve months prior to that default to borrowers experiencing financial difficulty.

	Combination Payment Delay and Term <u>Extension</u>	Combination Payment Delay, Term Extension, and Interest Rate <u>Reduction</u>
Commercial	\$ 160,000	\$ -
Commercial real estate	-	-
Residential real estate	-	281,000
Consumer	<u>29,000</u>	<u>-</u>
Total	\$ <u>189,000</u>	\$ <u>281,000</u>

No borrowers that were modified in the last 12 months had payment defaults since the modifications as of December 31, 2023.

Upon the Company's determination that a modified loan (or portion of a loan) has subsequently been deemed uncollectible, the loan (or a portion of the loan) is written off. Therefore, the amortized cost basis of the loan is reduced by the uncollectible amount and the ACL is adjusted by the same amount.

The Company takes a conservative approach in credit risk management and remains focused on community lending and reinvesting, working closely with borrowers experiencing credit problems to assist in loan repayment or term modifications when appropriate.

As of December 31, 2024, there were two mortgage loans having a balance of \$272,000 collateralized by residential real estate in the process of foreclosure. There were no mortgage loans collateralized by residential real estate in the process of foreclosure as of December 31, 2023.

The Bank was servicing for others mortgage loans of approximately \$13,544,000 and \$15,902,000 at December 31, 2024 and 2023, respectively.

The balance of mortgage servicing rights included in other assets at December 31, 2024 and 2023 was \$26,000 and \$66,000, respectively. There were no mortgage servicing rights capitalized and mortgage servicing rights of \$40,000 and \$47,000 were amortized during 2024 and 2023, respectively.

KATAHDIN BANKSHARES CORP. AND SUBSIDIARY

Notes to Consolidated Financial Statements

December 31, 2024 and 2023

5. Bank Premises and Equipment

A summary of the cost and accumulated depreciation of bank premises and equipment follows:

	<u>2024</u>	<u>2023</u>
Land	\$ 3,255,000	\$ 3,217,000
Buildings	12,181,000	11,990,000
Right-of-use assets	4,704,000	4,925,000
Equipment	17,780,000	16,681,000
Leasehold improvements	<u>3,252,000</u>	<u>3,236,000</u>
	41,172,000	40,049,000
Accumulated depreciation	<u>(24,010,000)</u>	<u>(22,971,000)</u>
	<u>\$ 17,162,000</u>	<u>\$ 17,078,000</u>

6. Leases

The Company has operating leases pertaining to bank premises with remaining lease terms of 6 to 27 years. Leases are classified as operating or finance leases at the lease commencement date. The Company does not have any finance leases. Lease expense for the operating leases are recognized on a straight-line basis over the lease term. Right-of-use assets represent the Company's right to use an underlying asset for the lease term and lease liabilities represent the Company's obligation to make lease payments arising from the lease. Right-of-use assets and lease liabilities are recognized at the lease commencement date based on the estimated present value of lease payments over the lease term, including renewal options that are reasonably certain to be exercised.

The Company uses its incremental borrowing rate at lease commencement to calculate the present value of lease payments when the rate implicit in a lease is not known. The Company's incremental borrowing rate is based on the FHLB amortizing advance rate, adjusted for the lease term and other factors. The weighted average discount rate for operating leases at December 31, 2024 and 2023 was 3.00%.

KATAHDIN BANKSHARES CORP. AND SUBSIDIARY

Notes to Consolidated Financial Statements

December 31, 2024 and 2023

Right-of-use assets and lease liabilities by lease type, and the associated balance sheet classifications, as of December 31 were as follows:

	<u>Balance Sheet Classification</u>	<u>2024</u>	<u>2023</u>
Right-of-use assets:			
Operating leases	Bank premises and equipment	\$ <u>4,704,000</u>	\$ <u>4,925,000</u>
Lease liabilities:			
Operating leases	Accrued expenses and other liabilities	\$ <u>4,922,000</u>	\$ <u>5,077,000</u>

The components of lease expense were as follows for the years ended December 31:

	<u>2024</u>	<u>2023</u>
Operating lease cost	\$ <u>371,000</u>	\$ <u>371,000</u>

Cash paid for amounts included in the measurement of lease liabilities was \$305,000 and \$304,000 for the years ended December 31, 2024 and 2023, respectively.

The weighted average remaining lease term for operating leases was 21.91 and 22.60 years at December 31, 2024 and 2023, respectively.

Future lease payments for operating leases with initial terms of one year or more as of December 31, 2024 are as follows:

2025	\$ 306,000
2026	309,000
2027	348,000
2028	351,000
2029	352,000
Thereafter	<u>5,284,000</u>
Total undiscounted lease payments	6,950,000
Less: Imputed interest	<u>2,028,000</u>
Net lease liability	\$ <u>4,922,000</u>

KATAHDIN BANKSHARES CORP. AND SUBSIDIARY

Notes to Consolidated Financial Statements

December 31, 2024 and 2023

7. Deposits

At December 31, 2024, the scheduled maturities of certificates of deposit are as follows:

2025	\$167,404,000
2026	17,636,000
2027	7,331,000
2028	6,550,000
2029	3,619,000
Thereafter	<u>434,000</u>
	<u>\$202,974,000</u>

Certificates of deposit accounts in denominations that met or exceeded the insured limit of \$250,000 were \$40,683,000 and \$31,018,000 on December 31, 2024 and 2023, respectively.

8. Advances from FHLB and Other Borrowings

Pursuant to collateral agreements with the FHLB, advances are collateralized by all stock in the FHLB, qualifying first mortgages, commercial real estate loans, multifamily loans, and securities available-for-sale.

Fixed rate advances of \$30,000,000 and \$10,000,000 on December 31, 2024 and 2023, respectively, mature through June 2028. On December 31, 2024, the interest rates on fixed rate advances ranged from 3.88 to 4.26 percent. On December 31, 2023, the interest rates on fixed rate advances ranged from 4.24 to 4.26 percent. On December 31, 2024 and 2023, the weighted-average interest rates on fixed rate advances was 4.15 and 4.25 percent, respectively.

The contractual maturities of advances on December 31, 2024 are as follows:

2026	\$ 5,000,000
2027	15,000,000
2028	10,000,000

On December 31, 2024 and 2023, the Company also had \$1,000,000 available under a long-term line of credit with the FHLB. There were no advances outstanding on this line of credit as of December 31, 2024 and 2023.

On December 31, 2024 and 2023, the Company also had \$27,000,000 available under lines of credit with other banks which were in addition to the FHLB line of credit. There were no advances outstanding under these lines of credit with other banks as of December 31, 2024 or 2023.

KATAHDIN BANKSHARES CORP. AND SUBSIDIARY

Notes to Consolidated Financial Statements

December 31, 2024 and 2023

The Bank also has a line of credit with the Federal Reserve Bank's Borrower-In-Custody Program (the Program). The Program offers overnight collateralized advances secured by certain loan assets. At December 31, 2024 and 2023, the amounts of available borrowing were \$95,779,000 and \$119,671,000, respectively. There were no funds outstanding on the Program as of December 31, 2024 and 2023.

9. Capital Trust Securities

On October 14, 2003, the Company sponsored the creation of Katahdin Capital Trust II (the Trust II), a statutory business trust created under the laws of Delaware. The Company is the owner of all of the common securities of the Trust II. On October 16, 2003, the Trust II issued \$3,000,000 of LIBOR floating rate plus 3.05% margin Capital Securities (the Capital Securities II, and with the common securities, the Trust Securities II), the proceeds from which were used by the Trust II, along with the Company's \$93,000 capital contribution for the Common Securities II, to acquire \$3,093,000 aggregate principal amount of the Company's LIBOR floating rate plus 3.05% Junior Subordinated Deferrable Interest Debentures due October 7, 2033 (the Debentures), which constitute the sole assets of the Trust II. The Company has, through the Declaration of Trust which established the Trust II, the Common Securities II and Capital Securities II Guarantee Agreements, the Debentures and a related Indenture, taken together, fully, irrevocably and unconditionally guaranteed all of the Trust II's obligations under the Trust Securities II.

On December 20, 2005, the Company sponsored the creation of Katahdin Capital Trust III (the Trust III), a statutory business trust created under the laws of Delaware. The Company is the owner of all of the common securities of the Trust III. On December 22, 2005, the Trust III issued \$4,000,000 of LIBOR floating rate plus 1.50% margin Capital Securities (the Capital Securities III, and with the common securities, the Trust Securities III), the proceeds from which were used by the Trust III, along with the Company's \$124,000 capital contribution for the Common Securities III, to acquire \$4,124,000 aggregate principal amount of the Company's LIBOR floating rate plus 1.50% Junior Subordinated Deferrable Interest Debentures due January 7, 2036 (the Debentures), which constitute the sole assets of the Trust III. The Company has, through the Declaration of Trust which established the Trust III, the Common Securities III and Capital Securities III Guarantee Agreements, the Debentures and a related Indenture, taken together, fully, irrevocably and unconditionally guaranteed all of the Trust III's obligations under the Trust Securities III.

The Trust II and Trust III both converted to the equivalent term SOFR as per the LIBOR Act on July 1, 2023 while maintaining the same margin.

KATAHDIN BANKSHARES CORP. AND SUBSIDIARY

Notes to Consolidated Financial Statements

December 31, 2024 and 2023

10. Income Taxes

Allocation of federal and state income taxes between current and deferred portions is as follows:

	<u>2024</u>	<u>2023</u>
Current tax provision		
Federal	\$ 1,653,000	\$ 2,088,000
State	<u>173,000</u>	<u>196,000</u>
	1,826,000	2,284,000
Deferred federal tax benefit	<u>(146,000)</u>	<u>(118,000)</u>
	<u>\$ 1,680,000</u>	<u>\$ 2,166,000</u>

The income tax provision differs from the expense that would result from applying federal statutory rates to income before income taxes, as follows:

	<u>2024</u>	<u>2023</u>
Computed tax expense	\$ 2,046,000	\$ 2,535,000
Increase (reduction) in income taxes resulting from:		
Tax exempt interest	(155,000)	(184,000)
State taxes, net of federal benefit	139,000	155,000
Income from life insurance	(73,000)	(89,000)
Preferred stock dividends	(3,000)	(3,000)
Tax credits	(347,000)	(404,000)
Fair value adjustment of unearned ESOP shares	6,000	15,000
Other	<u>67,000</u>	<u>141,000</u>
	<u>\$ 1,680,000</u>	<u>\$ 2,166,000</u>

KATAHDIN BANKSHARES CORP. AND SUBSIDIARY

Notes to Consolidated Financial Statements

December 31, 2024 and 2023

Items which give rise to deferred income tax assets and liabilities are as follows:

	<u>2024</u>	<u>2023</u>
Deferred tax assets		
Allowance for credit losses	\$ 1,827,000	\$ 1,675,000
Employee benefit plans	899,000	848,000
Net unrealized loss on other investments	6,000	14,000
Net unrealized loss on securities available-for-sale	3,463,000	3,188,000
Operating leases	46,000	32,000
Restricted stock awards	114,000	73,000
Other	<u>7,000</u>	<u>7,000</u>
	<u>6,362,000</u>	<u>5,837,000</u>
Deferred tax liabilities		
Depreciation	899,000	774,000
Amortization of goodwill	1,167,000	1,167,000
Prepaid expenses	175,000	173,000
Mortgage servicing rights	5,000	14,000
Net unrealized gain on derivative instruments	944,000	1,085,000
Investment in pass-through entities	81,000	95,000
Other	<u>29,000</u>	<u>24,000</u>
	<u>3,300,000</u>	<u>3,332,000</u>
Net deferred tax asset	<u>\$ 3,062,000</u>	<u>\$ 2,505,000</u>

No valuation allowance is deemed necessary for the deferred income tax asset. The net deferred income tax asset is included in other assets on the consolidated balance sheets.

The Company invests in qualified affordable housing projects. At December 31, 2024 and 2023, the balance of the investment for qualified affordable housing projects was \$1,681,000 and \$798,000, respectively, and is included in other assets on the consolidated balance sheets. The Company amortizes these investments using the proportional amortization method and recognized amortization expense of \$117,000 and \$83,000 in 2024 and 2023, respectively, which was included within income tax expense on the consolidated statements of income. Additionally, during the years ended December 31, 2024 and 2023, the Company recognized tax credits from its investments in affordable housing tax projects of \$110,000 and \$93,000, respectively. As of December 31, 2024 and 2023, the Company was committed to making additional contributions of \$647,000 and \$172,000, respectively. These commitments are recorded in accrued expenses and other liabilities on the consolidated balance sheets.

KATAHDIN BANKSHARES CORP. AND SUBSIDIARY

Notes to Consolidated Financial Statements

December 31, 2024 and 2023

The Company also invests in limited partnerships that generate historic tax credits. At December 31, 2024 and 2023, the balance of the investment in these limited partnerships was \$15,000 and \$236,000, respectively, and is included in other assets on the consolidated balance sheets. The Company amortizes these investments on an effective yield basis resulting in amortization expense of \$194,000 and \$236,000 in 2024 and 2023, respectively, which was included as amortization of investments in limited partnerships on the consolidated statements of income. Additionally, during the years ended December 31, 2024 and 2023, the Company recognized tax credits from its investment in these limited partnerships of \$171,000 and \$306,000 in 2024 and 2023, respectively.

11. Earnings Per Share

The following sets forth the computation of basic and diluted earnings per common share for 2024 and 2023:

	<u>2024</u>	<u>2023</u>
Net income available to common shareholders, as reported	<u>\$ 8,064,000</u>	<u>\$ 9,907,000</u>
Weighted-average common shares outstanding	<u>3,181,704</u>	3,217,650
Effect of possible sources of options or conversions	<u>-</u>	<u>-</u>
Diluted weighted-average common shares outstanding	<u>3,181,704</u>	<u>3,217,650</u>
Basic earnings per common share	\$ 2.53	\$ 3.08
Diluted earnings per common share	\$ 2.53	\$ 3.08

12. Financial Instruments with Off-Balance-Sheet Risk

The Company is a party to credit related financial instruments with off-balance-sheet risk in the normal course of business to meet the financing needs of its customers. These financial instruments include commitments to extend credit and commercial letters-of-credit. Such commitments involve, to varying degrees, elements of credit and interest rate risk more than the amount recognized on the consolidated balance sheets.

The Company's exposure to credit loss is represented by the contractual amount of these commitments. The Company follows the same credit policies in making commitments as it does for on-balance-sheet instruments. The contractual or notional amounts of financial instruments reflect the extent of involvement the Company has in particular classes of financial instruments. See Note 24 for further discussion of derivative financial instruments.

KATAHDIN BANKSHARES CORP. AND SUBSIDIARY

Notes to Consolidated Financial Statements

December 31, 2024 and 2023

At December 31, 2024 and 2023, the contractual amounts of the Company's financial instruments were as follows:

	<u>Contract Amount</u>	
	<u>2024</u>	<u>2023</u>
Lending-related instruments:		
Home equity lines-of-credit	\$ 39,118,000	\$ 39,624,000
Other lines-of-credit	74,077,000	86,642,000
Credit card arrangements	3,874,000	3,814,000
Letters-of-credit	4,006,000	4,170,000
Derivative financial instruments:		
Notional amounts of interest rate swaps	193,345,000	217,433,000

Commitments to extend credit are agreements to lend to a customer as long as there is no violation of any condition established in the contract. Commitments generally have fixed expiration dates or other termination clauses and may require payment of a fee. The commitments for lines-of-credit may expire without being drawn upon. Therefore, the total commitment amounts do not necessarily represent future cash requirements.

Unfunded commitments under commercial lines-of-credit, revolving credit lines, and overdraft protection agreements are commitments for possible future extensions of credit to existing customers. These lines-of-credit are uncollateralized, usually do not contain a specified maturity date, and may not be drawn upon to the total extent to which the Company is committed.

Commercial letters-of-credit are conditional commitments issued by the Company to guarantee the performance of a customer to a third party. Those letters-of-credit are primarily issued to support public and private borrowing arrangements. Substantially all letters-of-credit issued have expiration dates within one year. The credit risk involved in issuing letters-of-credit is essentially the same as that involved in extending loan facilities to customers. The Company generally holds collateral supporting those commitments if deemed necessary.

To reduce credit risk related to the use of credit-related financial instruments, the Company might deem it necessary to obtain collateral. The amount and nature of the collateral obtained is based on the Company's credit evaluation of the customer. Collateral held varies but may include cash, securities, accounts receivable, inventory, property, plant and equipment, and real estate.

13. Significant Group Concentrations of Credit Risk

A large portion of the Company's loan portfolio consists of single-family residential loans and commercial real estate loans in Maine. The local economy depends heavily on Maine industries including the agricultural and forest industries, which are subject to annual variations. Accordingly, the collectability of a substantial portion of the Company's loan portfolio is dependent on the health of Maine's economy.

KATAHDIN BANKSHARES CORP. AND SUBSIDIARY

Notes to Consolidated Financial Statements

December 31, 2024 and 2023

The Company's policy for requiring collateral is to obtain security in excess of the amount borrowed. The amount of collateral obtained is based on management's credit evaluation of the borrower. The Company requires appraisals of real property held as collateral. For consumer loans, the Company will accept security which has a title certificate. Collateral held for commercial loans may include accounts receivable, inventory, property and equipment, and income-producing properties. The contract or notional amounts of these instruments reflect the extent of the Company's involvement in particular classes of financial instruments.

The contractual amount of credit-related financial instruments such as commitments to extend credit and letters-of-credit represents the amount of potential accounting loss should the contract be fully drawn upon, the customer default, and the value of any existing collateral become worthless.

14. Legal Contingencies

Various legal claims arise from time-to-time in the normal course of business which, in the opinion of management, will have no material effect on the Company's consolidated financial statements.

15. Minimum Regulatory Capital Requirements

The Bank is subject to various regulatory capital requirements administered by the federal banking agencies. Failure to meet minimum capital requirements can initiate certain mandatory and possible additional discretionary actions by regulators that, if undertaken, could have a direct material effect on the financial statements. Under capital adequacy guidelines and the regulatory framework for prompt corrective action, the Bank must meet specific capital guidelines that involve quantitative measures of their assets, liabilities, and certain off-balance-sheet items as calculated under regulatory accounting practices. The capital amounts and classification are also subject to qualitative judgments by the regulators about components, risk weightings, and other factors. Prompt corrective action provisions are not applicable to bank holding companies.

Quantitative measures established by regulation to ensure capital adequacy require the Bank to maintain minimum amounts and ratios (set forth in the following table) of total and Tier 1 capital and common equity Tier 1 (as defined in the regulations) to risk-weighted assets (as defined) and of Tier 1 capital (as defined) to average assets (as defined).

Regulatory capital requirements limit a banking organization's capital distributions and certain discretionary bonus payments if the banking organization does not hold a "capital conservation buffer" consisting of 2.5% above its minimum risk-based capital requirements. As of December 31, 2024, the Bank had a capital conservation buffer of 6.0% of risk-weighted assets, which was in excess of the regulatory requirement of 2.5%. As of December 31, 2023, the Bank had a capital conservation buffer of 7.9% of risk-weighted assets, which was in excess of the regulatory requirement of 2.5%. Management believes, as of December 31, 2024 and 2023, that the Bank met all capital adequacy requirements to which they are subject.

KATAHDIN BANKSHARES CORP. AND SUBSIDIARY

Notes to Consolidated Financial Statements

December 31, 2024 and 2023

As of December 31, 2024, the Bank is well capitalized under the regulatory framework for prompt corrective action. To be categorized as well capitalized, an institution must maintain minimum total risk-based, Tier 1 risk-based, common equity Tier 1, and Tier 1 leverage ratios as set forth in the following tables. The Bank's actual capital amounts and ratios as of December 31, 2024 and 2023 are also presented in the table.

	Actual		Minimum Capital Requirement		Minimum To Be Well Capitalized Under Prompt Corrective Action Provisions	
	Amount	Ratio	Amount	Ratio	Amount	Ratio
<u>As of December 31, 2024</u>						
Total Capital to Risk-Weighted Assets						
Bank	\$111,547,000	14.0 %	\$ 63,710,000	8.0%	\$ 79,638,000	10.0%
Tier 1 Capital to Risk-Weighted Assets						
Bank	102,846,000	12.9	47,783,000	6.0	63,710,000	8.0
Common Equity Tier 1 Capital to Risk-Weighted Assets						
Bank	102,846,000	12.9	35,837,000	4.5	51,765,000	6.5
Tier 1 Capital to Average Assets						
Bank	102,846,000	9.6	42,960,000	4.0	53,699,000	5.0

KATAHDIN BANKSHARES CORP. AND SUBSIDIARY

Notes to Consolidated Financial Statements

December 31, 2024 and 2023

	Actual		Minimum Capital Requirement		Minimum To Be Well Capitalized Under Prompt Corrective Action Provisions	
	Amount	Ratio	Amount	Ratio	Amount	Ratio
<u>As of December 31, 2023</u>						
Total Capital to Risk-Weighted Assets						
Bank	\$ 119,984,000	15.9%	\$ 60,423,000	8.0%	\$ 75,528,000	10.0%
Tier 1 Capital to Risk-Weighted Assets						
Bank	111,849,000	14.8	45,317,000	6.0	60,423,000	8.0
Common Equity Tier 1 Capital to Risk-Weighted Assets						
Bank	111,849,000	14.8	33,988,000	4.5	49,093,000	6.5
Tier 1 Capital to Average Assets						
Bank	111,849,000	10.8	41,431,000	4.0	51,789,000	5.0

The actual and minimum capital amounts and ratios for the Company do not materially differ from those presented for the Bank in the table above.

Dividends paid by the Bank are the primary source of funds available to the Company for payment of dividends to its shareholders. The Bank is subject to certain requirements imposed by federal banking laws and regulations, which among other things, establish minimum levels of capital and restrict the amount of dividends that may be distributed by the Bank to the Company.

16. Employee Benefit Plans

The Company has a safe harbor 401(k) plan whereby substantially all employees participate in the plan. Employees may contribute a portion of their compensation subject to certain limits based on federal tax laws. The Company makes safe harbor matching contributions equal to 100% of the first 3% of an employee's compensation plus 50% of the next 2% of an employee's compensation. The Company may also contribute discretionary profit sharing and additional matching contributions. For the years ended December 31, 2024 and 2023, expense attributable to the plan amounted to \$463,000 and \$440,000, respectively.

KATAHDIN BANKSHARES CORP. AND SUBSIDIARY

Notes to Consolidated Financial Statements

December 31, 2024 and 2023

The Company has established a nonqualified supplemental executive retirement plan for the benefit of key employees. The amount of each benefit is guaranteed contingent upon employee vesting schedules. As of December 31, 2024, and 2023, the accrued liability of the plan was \$4,282,000 and \$4,036,000, respectively, and is recorded in accrued expenses and other liabilities. The present value of these benefits is expensed over the employment service period. The benefit expense amounted to \$364,000 and \$391,000 for 2024 and 2023, respectively. Life insurance policies were acquired for the purpose of serving as the primary funding source. The cash value of these policies was \$16,059,000 and \$15,334,000 on December 31, 2024 and 2023, respectively, and is included in other assets.

17. Restricted Stock Plan

The Company established a restricted stock plan during 2010 with 100,000 shares currently authorized by the Board of Directors for the compensation committee of the Board to administer. The holders of restricted stock, regardless of vesting status, shall have all the rights of a shareholder, including, but not limited to, the right to vote such shares and the right to receive all cash dividends and other distributions paid thereon. On January 1, 2024 and 2023, the compensation committee granted 10,290 and 9,980 shares with a fair value on the grant date of \$22.15 and \$22.05, respectively. A total of 60,200 shares have been issued under the restricted stock plan since inception, with 1,829 shares having been redeemed and 14,347 fully vested.

The unvested restricted stock shares will cliff-vest as follows:

2025	7,806
2026	10,285
2027	7,591
2028	8,466
2029	<u>9,876</u>
Total	<u><u>44,024</u></u>

No restricted stock shares vested in 2024. A total of 4,279 restricted stock vested in 2023, of which, 1,829 shares were redeemed back to the Company to satisfy the tax liability associated with the shares vesting.

KATAHDIN BANKSHARES CORP. AND SUBSIDIARY

Notes to Consolidated Financial Statements

December 31, 2024 and 2023

18. Other Noninterest Income and Expenses

The components of other noninterest income and expenses which are in excess of 1% of total revenues (total interest and dividend income and noninterest income) and not shown separately on the consolidated statements of income are as follows for the years ended December 31:

	<u>2024</u>	<u>2023</u>
<u>Other noninterest income</u>		
Interchange income	\$ 1,694,000	\$ 1,574,000
Investment brokerage fees	932,000	861,000
<u>Other general and administrative noninterest expenses</u>		
Legal, audit, examination and consulting	799,000	806,000
Account servicing	739,000	759,000

19. Related Party Transactions

In the ordinary course of business, the Company has granted loans to principal officers and directors and their affiliates amounting to \$21,096,000 and \$20,728,000 on December 31, 2024 and 2023, respectively. Deposits from related parties held by the Company on December 31, 2024 and 2023 amounted to \$8,209,000 and \$9,915,000, respectively.

20. Employee Stock Ownership Plan

Any employee who is not 1) an independent contractor; 2) a leased employee; 3) an employee covered by a collective bargaining agreement; or 4) a nonresident alien who receives no U.S. income is eligible to participate in the ESOP. An employee is eligible on his or her first day of employment, with enrollment dates on a quarterly basis. The Bank's ESOP borrowed from the Company to purchase 84,800 shares of Katahdin Bankshares Corp. common stock at net share prices varying from \$11.25 to \$16.38.

The loans are secured by the shares purchased by the ESOP. Participants' benefits become fully vested after five years of service. The Bank's contributions are the primary source of funds for the ESOP's repayment of the loans. Shares are released and allocated to participants' accounts as the ESOP repays the loans. Contributions for the years ended December 31, 2024 and 2023 totaled \$72,000 and \$191,000, respectively. ESOP expense was \$98,000 and \$256,000 for the years ended December 31, 2024 and 2023, respectively. Dividends paid by the Bank on allocated and unallocated shares are allocated to participant accounts.

Shares held by the ESOP include the following at December 31:

	<u>2024</u>	<u>2023</u>
Allocated	74,565	71,153
Unallocated	<u>10,235</u>	<u>13,647</u>
	<u>84,800</u>	<u>84,800</u>

KATAHDIN BANKSHARES CORP. AND SUBSIDIARY

Notes to Consolidated Financial Statements

December 31, 2024 and 2023

The fair value of the unallocated shares as of December 31, 2024 and 2023 was approximately \$256,000 and \$302,000, respectively.

21. Fair Value

GAAP defines fair value as the exchange price that would be received for an asset or paid to transfer a liability (an exit price) in the principal or most advantageous market for the asset or liability in an orderly transaction between market participants on the measurement date. GAAP also establishes a fair value hierarchy which requires an entity to maximize the use of observable inputs and minimize the use of unobservable inputs when measuring fair value. The standard describes three levels of inputs that may be used to measure fair value:

Level 1: Quoted prices (unadjusted) for identical assets or liabilities in active markets that the entity has the ability to access as of the measurement date.

Level 2: Significant other observable inputs other than Level 1 prices, such as quoted prices for similar assets or liabilities, quoted prices in markets that are not active, and other inputs that are observable or can be corroborated by observable market data.

Level 3: Significant unobservable inputs that reflect a company's own assumptions about the assumptions that market participants would use in pricing an asset or liability.

In general, fair value is based upon quoted market prices, where available. If such quoted market prices are not available, fair value is based upon model-based techniques incorporating various assumptions including interest rates, prepayment speeds, and credit losses. Assets and liabilities valued using model-based techniques are classified as either Level 2 or Level 3, depending on the lowest level classification of an input that is considered significant to the overall valuation. A description of the valuation methodologies used for instruments measured at fair value, as well as the general classification of such instruments pursuant to the valuation hierarchy, is set forth below.

Assets and Liabilities Recorded at Fair Value on a Recurring Basis

Securities available-for-sale: Fair values for securities available-for-sale are determined by obtaining quoted prices on nationally recognized securities exchanges or matrix pricing, which is a mathematical technique used widely in the industry to value debt securities without relying exclusively on quoted market prices for the specific securities, but rather by relying on the securities' relationship to other benchmark quoted securities. The fair values of securities available-for-sale are classified as Level 2.

Other investments: Other investments consist of preferred stock. Other investments are reported at fair value utilizing the closing price reported in the active market in which the individual securities are traded.

Derivatives: The fair value of the Company's and Bank's interest rate swaps is determined using inputs that are observable in the marketplace obtained from third parties including yield curves, publicly available volatilities, and floating indexes and, accordingly, are classified as Level 2 inputs. The valuation of interest rate swap agreements executed with commercial banking customers is obtained from a third-party pricing service and is determined using a discounted cash flow analysis on the expected cash flows of each derivative. The pricing analysis is based on observable inputs for the contractual terms of the derivatives, including the period to maturity and interest rate curves.

KATAHDIN BANKSHARES CORP. AND SUBSIDIARY

Notes to Consolidated Financial Statements

December 31, 2024 and 2023

Assets and liabilities measured at fair value on a recurring basis are summarized below:

Fair Value Measurements at December 31, 2024 and 2023, Using:

	<u>Total</u>	Quoted Prices In Active Markets for Identical Assets (Level 1)	Significant Other Observable Inputs (Level 2)	Significant Unobservable Inputs (Level 3)
<u>December 31, 2024</u>				
Assets				
Securities available-for-sale				
U.S. Treasury	\$ 1,953,000	\$ -	\$ 1,953,000	\$ -
State and municipal	16,766,000	-	16,766,000	-
Corporate bonds	1,937,000	-	1,937,000	-
Mortgage-backed and CMOs	<u>128,864,000</u>	-	<u>128,864,000</u>	-
Total securities available-for-sale	149,520,000	-	149,520,000	-
Other investments	470,000	470,000	-	-
Derivative instruments	<u>11,704,000</u>	-	<u>11,704,000</u>	-
Total assets	<u>\$ 161,694,000</u>	<u>\$ 470,000</u>	<u>\$ 161,224,000</u>	<u>\$ -</u>
Liabilities				
Derivative instruments	<u>\$ 7,210,000</u>	\$ -	<u>\$ 7,210,000</u>	<u>\$ -</u>
	<u>Total</u>	Quoted Prices In Active Markets for Identical Assets (Level 1)	Significant Other Observable Inputs (Level 2)	Significant Unobservable Inputs (Level 3)
<u>December 31, 2023</u>				
Assets				
Securities available-for-sale				
U.S. Treasury	\$ 5,866,000	\$ -	\$ 5,866,000	\$ -
State and municipal	17,350,000	-	17,350,000	-
Corporate bonds	1,857,000	-	1,857,000	-
Mortgage-backed and CMOs	<u>129,670,000</u>	-	<u>129,670,000</u>	-
Total securities available-for-sale	154,743,000	-	154,743,000	-
Other investments	435,000	435,000	-	-
Derivative instruments	<u>13,605,000</u>	-	<u>13,605,000</u>	-
Total assets	<u>\$ 168,783,000</u>	<u>\$ 435,000</u>	<u>\$ 168,348,000</u>	<u>\$ -</u>
Liabilities				
Derivative instruments	<u>\$ 8,440,000</u>	\$ -	<u>\$ 8,440,000</u>	<u>\$ -</u>

KATAHDIN BANKSHARES CORP. AND SUBSIDIARY

Notes to Consolidated Financial Statements

December 31, 2024 and 2023

Assets and Liabilities Recorded at Fair Value on a Nonrecurring Basis

Individually analyzed loans: The fair value of collateral-dependent individually analyzed loans is primarily based upon the fair value of the underlying collateral as determined by appraisals of the collateral by third-party appraisers and brokers' opinions by third-party brokers. The appraisals and opinions are based upon comparable prices for similar assets in active markets for residential real estate loans, and less active markets for commercial loans. The fair values of collateral-dependent individually analyzed loans are classified as Level 2.

Assets and liabilities measured at fair value on a nonrecurring basis are summarized below:

Fair Value Measurements at December 31, 2024 and 2023, Using:

	<u>Total</u>	Quoted Prices In Active Markets for Identical Assets <u>(Level 1)</u>	Significant Other Observable Inputs <u>(Level 2)</u>	Significant Unobservable Inputs <u>(Level 3)</u>
<u>December 31, 2024</u>				
Assets				
Individually analyzed loans (market approach)	\$ 481,000	\$ -	\$ 481,000	\$ -
 <u>December 31, 2023</u>				
Assets				
Individually analyzed loans (market approach)	\$ 66,000	\$ -	\$ 66,000	\$ -

KATAHDIN BANKSHARES CORP. AND SUBSIDIARY

Notes to Consolidated Financial Statements

December 31, 2024 and 2023

Certain individually analyzed loans were written down to their fair value of \$481,000 and \$66,000 at December 31, 2024 and 2023, respectively, resulting in a write down through the ACL on loans.

Fair Value of Financial Instruments

GAAP requires disclosures of fair value information about financial instruments, whether or not recognized in the balance sheet, if the fair values can be reasonably determined. Fair value is best determined based upon quoted market prices. However, in many instances, there are no quoted market prices for the Company's various financial instruments. In cases where quoted market prices are not available, fair values are based on estimates using present value or other valuation techniques using observable inputs when available. Those techniques are significantly affected by the assumptions used, including the discount rate and estimates of future cash flows. Accordingly, the fair value estimates may not be realized in an immediate settlement of the instrument. Certain financial instruments and all nonfinancial instruments are excluded from the disclosure requirements. Accordingly, the aggregate fair value amounts presented may not necessarily represent the underlying fair value of the Company.

This summary excludes financial assets and liabilities for which carrying value approximates fair values and financial instruments that are recorded at fair value on a recurring basis. Financial instruments for which carrying values approximate fair value include cash equivalents (Level 1), interest bearing deposits in banks (Level 2), FHLB stock (Level 2), accrued interest (Level 2), junior subordinated debentures (Level 2), and demand, savings, NOW and money market deposits (Level 1). The estimated fair value of demand, savings, NOW and money market deposits is the amount payable on demand at the reporting date. Carrying value is used because the accounts have no stated maturity and the customer has the ability to withdraw funds immediately.

The following methods and assumptions were used by the Company in estimating fair value disclosures for financial instruments:

Securities held-to-maturity: Fair values for securities held-to-maturity are determined by obtaining quoted prices on nationally recognized securities exchanges or matrix pricing, which is a mathematical technique used widely in the industry to value debt securities without relying exclusively on quoted prices for the specific securities, but rather by relying on the securities' relationship to other benchmark quoted securities.

Loans receivable: For variable-rate loans that reprice frequently and with no significant change in credit risk, fair values are based on carrying values. Fair values for other loans are estimated using discounted cash flow analyses, using interest rates currently being offered for loans with similar terms to borrowers of similar credit quality. The fair value of collateral-dependent impaired loans is primarily based upon the fair value of the underlying collateral as determined by appraisals of the collateral by third-party appraisers and brokers' opinions by third-party brokers. The appraisals and opinions are based upon comparable prices for similar assets in active markets for residential real estate loans, and less active markets for commercial loans.

Certificates of deposit: Fair values for maturity deposits are based on a replacement cost of funds approach, discounted to an 11 district FHLB average advances yield curve for the as of date in conjunction with the other cash flows associated with each account.

KATAHDIN BANKSHARES CORP. AND SUBSIDIARY

Notes to Consolidated Financial Statements

December 31, 2024 and 2023

Advances from FHLB: The fair values of these borrowings are based on a replacement cost of funds approach. The borrowings are discounted to an 11 district FHLB average advances yield curve for the as of date.

Senior notes: The fair value of the senior notes is estimated by indicative bid prices generally based upon market pricing observations in the current market.

Junior subordinated debentures: The fair value of junior subordinated debentures is estimated by model-derived inputs generally based upon indicative pricing observations in the current market.

The estimated fair values, and related carrying amounts, of these financial instruments are as follows:

		Fair Value Measurement at December 31, 2024				
		Carrying Amount	Fair Value	Quoted Prices In Active Markets for Identical Assets (Level 1)	Significant Other Observable Inputs (Level 2)	Significant Unobservable Inputs (Level 3)
Financial assets						
Loans receivable, net:						
Commercial	\$ 180,262,000	\$ 176,452,000	\$ -	\$ 14,000	\$ 176,438,000	
Commercial real estate	460,564,000	436,200,000	-	-	436,200,000	
Residential real estate	170,864,000	154,080,000	-	451,000	153,629,000	
Consumer	<u>4,564,000</u>	<u>4,439,000</u>	<u>-</u>	<u>16,000</u>	<u>4,423,000</u>	
Loan receivable, net	816,254,000	771,171,000	-	481,000	770,690,000	
Financial liabilities						
Certificates of deposit	202,974,000	200,944,000	-	200,944,000	-	
Advances from FHLB	30,000,000	29,928,000	-	29,928,000	-	
Senior notes	2,483,000	2,396,000	-	2,396,000	-	
Junior subordinated debentures	7,217,000	6,665,000	-	-	6,665,000	

KATAHDIN BANKSHARES CORP. AND SUBSIDIARY

Notes to Consolidated Financial Statements

December 31, 2024 and 2023

	Carrying Amount	Fair Value	Fair Value Measurement at December 31, 2023		
			Quoted Prices In Active Markets for Identical Assets (Level 1)	Significant Other Observable Inputs (Level 2)	Significant Unobservable Inputs (Level 3)
Financial assets					
Securities held-to-maturity	\$ 1,000	\$ 1,000	\$ -	\$ 1,000	\$ -
Loans receivable, net:					
Commercial	161,607,000	156,916,000	-	-	156,916,000
Commercial real estate	459,920,000	436,740,000	-	-	436,740,000
Residential real estate	163,544,000	141,685,000	-	44,000	141,641,000
Consumer	<u>5,947,000</u>	<u>5,736,000</u>	-	<u>22,000</u>	<u>5,714,000</u>
Loan receivable, net	791,018,000	741,077,000	-	66,000	741,011,000
Financial liabilities					
Certificates of deposit	174,241,000	170,373,000	-	170,373,000	-
Advances from FHLB	10,000,000	9,989,000	-	9,989,000	-
Senior notes	14,317,000	13,086,000	-	13,086,000	-
Junior subordinated debentures	7,217,000	6,141,000	-	-	6,141,000

KATAHDIN BANKSHARES CORP. AND SUBSIDIARY

Notes to Consolidated Financial Statements

December 31, 2024 and 2023

22. Senior Notes

On June 13, 2019, the Company entered into a Senior Note Purchase Agreement (the Agreement) by and among the Company and several purchasers of Senior Notes (collectively, the Purchasers), pursuant to which the Company agreed to sell to the Purchasers, severally and not jointly, \$14,500,000 in aggregate principal Senior Notes. During the fourth quarter 2024, the Company initiated a tender offer to each Purchaser and redeemed \$12,000,000 of the outstanding Senior Notes, leaving a remaining balance of \$2,500,000.

Debt issuance costs of \$521,000 were incurred in conjunction with the issuance of the Senior Notes which are being amortized over 84 months. Amortization expense was \$166,000 and \$74,000 for the years ended December 31, 2024 and 2023, respectively.

The Senior Notes bear interest at 5.375% per annum and will mature on June 15, 2026, unless earlier made payable in accordance with the terms of the Agreement. Interest on the Senior Notes is payable semi-annually in arrears on each annual and semi-annual anniversary of the date of the Senior Notes. The Company used the proceeds to redeem preferred stock and for general corporate purposes. The obligations under the Agreement are unsecured.

23. Preferred Stock

The Company has authorized the issuance of up to 20,000 shares of preferred stock at any one time. As of December 31, 2024 and 2023, there were no issued and outstanding shares of preferred stock.

24. Derivative Financial Instruments

The Company utilizes interest rate swap agreements as part of its asset liability management strategy to help manage its interest rate risk position. The notional amount of the interest rate swaps does not represent amounts exchanged by the parties. The amount exchanged is determined by reference to the notional amount and the other terms of the individual interest rate swap agreements.

The derivative instruments contain provisions that require the Company to post collateral with the counterparty for its contracts that are in a net loss position based on their fair value and the Company's credit rating. At December 31, 2024 and 2023, the Company had not posted any cash and securities collateral for the benefit of the counterparty.

Cash Flow Hedges: Interest rate swaps with notional amounts totaling \$47,000,000 as of December 31, 2024 and 2023, were designated as cash flow hedges of variable rate deposits and borrowings and were determined to be effective during all periods presented. As such, no amount of ineffectiveness has been included in net income. Therefore, the aggregate fair value of the swaps is recorded in other assets with changes in fair value recorded in other comprehensive income. The Company expects the hedges to remain fully effective during the remaining terms of the swaps. Interest income recorded on these swap transactions totaled \$2,027,000 and \$1,918,000 during 2024 and 2023, respectively, and is reported as a component of interest expense on deposits and borrowings.

KATAHDIN BANKSHARES CORP. AND SUBSIDIARY

Notes to Consolidated Financial Statements

December 31, 2024 and 2023

Fair Value Hedges: Interest rate swaps with notional amounts totaling \$15,000,000 as of December 31, 2024 and 2023 were designated as fair value portfolio layer hedges of certain fixed rate residential loans. The hedges were determined to be effective during 2024 and 2023. The Company expects the hedges to remain effective during the remaining terms of the swaps. Interest income recorded on these swap transactions totaled \$254,000 and \$171,000 during 2024 and 2023, respectively, and is reported as a component of interest and dividend income.

Derivatives Not Designated As Hedges: The Bank also enters into interest rate swaps with its loan customers. The notional amounts of interest rate swaps with its loan customers as of December 31, 2024, and 2023 were \$62,120,000 and \$80,894,000, respectively. The Bank enters into corresponding offsetting derivatives with third parties. While these derivatives represent economic hedges, they do not qualify as hedges for accounting purposes. Because the derivatives have mirror-image contractual terms, their changes in fair value offset one another on the consolidated statements of income.

The following table presents the amounts recorded on the consolidated balance sheet related to cumulative basis adjustments for fair value hedges as of December 31, 2024:

<u>Line item in the Balance Sheet in Which the Hedged Item is Included</u>	<u>Carrying Amount of the Hedged Assets</u>	<u>Cumulative Amount of Fair Value Hedging Adjustment Included in the Carrying Amount of the Hedged Assets</u>
Loans receivable ^(a)	\$55,981,000	(\$139,000)

^(a)These amounts represent the amortized cost basis of closed portfolios used to designate hedging relationships in which the hedged item is the stated amount of assets in the closed portfolios anticipated to be outstanding for the designated hedge period. At December 31, 2024, the amortized cost basis of the closed portfolios used in these hedging relationships was \$56,120,000. The cumulative basis adjustments associated with these hedging relationships was \$139,000 and the amounts of the designated hedged items were \$55,981,000.

KATAHDIN BANKSHARES CORP. AND SUBSIDIARY

Notes to Consolidated Financial Statements

December 31, 2024 and 2023

The following table presents the amounts recorded on the consolidated balance sheet related to cumulative basis adjustments for fair value hedges as of December 31, 2023:

<u>Line item in the Balance Sheet in Which the Hedged Item is Included</u>	<u>Carrying Amount of the Hedged Assets</u>	<u>Cumulative Amount of Fair Value Hedging Adjustment Included in the Carrying Amount of the Hedged Assets</u>
Loans receivable ^(a)	\$60,877,000	(\$157,000)

^(a)These amounts represent the amortized cost basis of closed portfolios used to designate hedging relationships in which the hedged item is the stated amount of assets in the closed portfolios anticipated to be outstanding for the designated hedge period. At December 31, 2023, the amortized cost basis of the closed portfolios used in these hedging relationships was \$61,034,000. The cumulative basis adjustments associated with these hedging relationships was \$157,000 and the amounts of the designated hedged items were \$60,877,000.

KATAHDIN BANKSHARES CORP. AND SUBSIDIARY

Notes to Consolidated Financial Statements

December 31, 2024 and 2023

The Company presents derivative positions gross on the balance sheet. The following table reflects the derivatives recorded on the consolidated balance sheets as of December 31:

	<u>2024</u>		<u>2023</u>	
	<u>Notional Amount</u>	<u>Fair Value</u>	<u>Notional Amount</u>	<u>Fair Value</u>
<u>Included in other assets:</u>				
Derivatives designated as hedges:				
Interest rate swaps related to variable rate deposits and borrowings	\$47,000,000	\$ 4,355,000	\$ 47,000,000	\$ 5,008,000
Interest rate swaps related to fixed rate residential loans	15,000,000	139,000	15,000,000	157,000
Derivatives not designated as hedging instruments:				
Interest rate swaps related to customer loans	62,120,000	<u>7,210,000</u>	80,894,000	<u>8,440,000</u>
Total included in other assets		<u>\$ 11,704,000</u>		<u>\$ 13,605,000</u>
<u>Included in other liabilities:</u>				
Derivatives not designated as hedging instruments:				
Interest rate swaps related to customer loans	\$62,120,000	<u>7,210,000</u>	\$ 80,894,000	<u>8,440,000</u>
Total included in other liabilities		<u>\$ 7,210,000</u>		<u>\$ 8,440,000</u>

KATAHDIN BANKSHARES CORP. AND SUBSIDIARY

Notes to Consolidated Financial Statements

December 31, 2024 and 2023

The effect of cash flow hedge accounting on accumulated other comprehensive income for the years ended December 31, net of tax, are as follows:

	<u>2024</u>		
	Amount of Loss Recognized in OCI on Derivative	Location of Gain (Loss) Reclassified from OCI into Income	Amount of Gain (Loss) Reclassified from OCI into Income
Interest rate contracts	\$ (518,000)	N/A	\$ -
		<u>2023</u>	
	Amount of Loss Recognized in OCI on Derivative	Location of Gain (Loss) Reclassified from OCI into Income	Amount of Gain (Loss) Reclassified from OCI into Income
Interest rate contracts	\$ (937,000)	N/A	\$ -

At December 31, 2024, the Company does not expect any of the unrealized gain to be reclassified as a reduction of interest expense during 2025.

25. Subsequent Events

Subsequent events are events or transactions that occur after the balance sheet date but before financial statements are issued. Recognized subsequent events are events or transactions that provide additional evidence about the conditions that existed at the balance sheet date, including the estimates inherent in the process of preparing financial statements. Non-recognized subsequent events are events that provide evidence about conditions that did not exist at the balance sheet date but arose after that date. Management has evaluated subsequent events occurring through February 20, 2025, the date the financial statements were available to be issued.



MANAGEMENT REPORT REGARDING STATEMENT OF MANAGEMENT'S RESPONSIBILITIES, COMPLIANCE WITH DESIGNATED LAWS AND REGULATIONS, AND MANAGEMENT'S ASSESSMENT OF INTERNAL CONTROL OVER FINANCIAL REPORTING

Statement of Management's Responsibilities

The management of Katahdin Bankshares Corp. and Subsidiary (the Company), is responsible for preparing the Company's annual financial statements in accordance with U.S. generally accepted accounting principles; for designing, implementing, and maintaining an adequate internal control structure and procedures for financial reporting, including controls over the preparation of regulatory financial statements in accordance with the instructions to the Consolidated Reports of Condition and Income for a Bank with Domestic Offices Only (Form FFIEC 041) (call report instructions); and for complying with the Federal laws and regulations pertaining to insider loans and the Federal and, if applicable, State laws and regulations pertaining to dividend restrictions.

Management's Assessment of Compliance with Designated Laws and Regulations

The management of the Company has assessed the Company's compliance with the Federal laws and regulations pertaining to insider loans and the Federal and, if applicable, State laws and regulations pertaining to dividend restrictions during the fiscal year that ended on December 31, 2024. Based upon its assessment, management has concluded that the Company complied with the Federal laws and regulations pertaining to insider loans and the Federal and, if applicable, State laws and regulations pertaining to dividend restrictions during the fiscal year that ended on December 31, 2024.

Management's Assessment of Internal Control over Financial Reporting

The Company's internal control over financial reporting is a process effected by those charged with governance, management, and other personnel, designed to provide reasonable assurance regarding the reliability of financial reporting and the preparation of reliable financial statements in accordance with U.S. generally accepted accounting principles and financial statements for regulatory reporting purposes, i.e., call report instructions. The Company's internal control over


financial reporting includes those policies and procedures that (1) pertain to the maintenance of records that, in reasonable detail, accurately and fairly reflect the transactions and dispositions of the assets of the Company; (2) provide reasonable assurance that transactions are recorded as necessary to permit preparation of financial statements in accordance with U.S. generally accepted accounting principles and financial statements for regulatory reporting purposes, and that receipts and expenditures of the Company are being made only in accordance with authorizations of management and directors of the Company; and (3) provide reasonable assurance regarding prevention, or timely detection and correction of unauthorized acquisition, use or disposition of the Company's assets that could have a material effect on the financial statements.

Because of its inherent limitations, internal control over financial reporting may not prevent, or detect and correct misstatements. Also, projections of any evaluation of effectiveness to future periods are subject to the risk that controls may become inadequate because of changes in conditions, or that the degree of compliance with the policies and procedures may deteriorate.

Management assessed the effectiveness of the Company's internal control over financial reporting, including controls over the preparation of regulatory financial statements in accordance with the call report instructions, as of December 31, 2024, based on the framework set forth by the Committee of Sponsoring Organizations of the Treadway Commission in the *Internal Control - Integrated Framework (COSO)*.

Based upon its assessment, management has concluded that, as of December 31, 2024, the Company's internal control over financial reporting, including controls over the preparation of regulatory financial statements in accordance with the call report instructions, is effective based on the criteria established in COSO.

Management's assessment of the effectiveness of internal control over financial reporting, including controls over the preparation of regulatory financial statements in accordance with instructions for the call report, as of December 31, 2024, has been audited by BDMP Assurance, LLP, an independent public accounting firm, as stated in their report dated February 20, 2025.



Jon J. Prescott, President and CEO



Matthew M. Nightingale, EVP, Treasurer and CFO